



Interim financial information As at June 30, 2024



Contents

1. Management Report;
2. Independent auditor's report on the review of interim financial information;
3. Interim statements of financial position;
4. Interim statements of income;
5. Interim statements of comprehensive income;
6. Interim statements of changes in equity;
7. Interim statements of cash flows;
8. Interim statements of value added - supplementary information;
9. Notes to the interim financial information.

A high-speed photograph of a water droplet hitting a surface, creating a series of concentric ripples. The droplet is in the foreground, slightly to the left, and is perfectly spherical with a clear reflection of light. The background shows the expanding ripples across the water surface.

Management report 2Q2024

Summary

1.	Operational performance.....	06
2.	Area of operation and Concessions.....	09
3.	Operational Improvements.....	11
4.	Investments.....	15
5.	Financial performance – Revenue.....	19
6.	Financial performance – EBITDA.....	21
7.	Analysis and Discussion about the Structure of Assets.....	28
8.	Legal Sanitation Framework.....	33
9.	Corporate governance.....	36
10.	Water security.....	39
11.	Regulatory environment.....	42
12.	Ownership interest.....	45
13.	Risk rating	47
14.	ESG Initiatives	49

2Q2024 Highlights

+ R\$ 159M



+ 11.14% increase in revenue in comparison to 1H23

+ R\$ 400M



+ Invested in 1H24

24.42%



Loss index reduced by 1.09 p.p. in comparison to 2Q23

98.07%



Service index - Water

73.62%



Service index - Sewage

+ R\$46M



Increase in income in 1H24

Operational performance



ETA Mauro Borges no município de Goiânia

1. Operational performance

In 2Q2024, the Company expanded its water and sewage systems throughout the state, providing water to **98.07%** of the population, which represents an increase of **2.61%** in households in relation to the same period of 2023.

With this advance, the Company reaches a total population of **6,099 thousand** inhabitants with water supply.

As for the sewage system, the population served increased from 72.06% to **73.62%** by the end of 2Q2024, which represents an increase of **4.03%** in households in relation to the same period of 2023.

Thus, **4,578 thousand** inhabitants have access to a sewage system in the municipalities served by the Company.

General Service Data

Water - Operational indexes	Unit	1H2024	1H2023	Var.	Var. (%)
Population with access to service	Thousand	6,099	6,017	82	1.36%
Service index	%	98.07%	97.94%	0.13%	0.13%
Connections	Thousand	2,466	2,402	64	2.66%
Households	Thousand	2,674	2,606	68	2.61%
Expansion of pipeline network	Km	33,494	32,974	520	1.58%
Sewage - Operational indexes	Unit	1H2024	1H2023	Var.	Var. (%)
Population with access to service	Thousand	4,578	4,428	150	3.39%
Service index	%	73.62%	72.06%	1.56%	2.16%
Service index – Treated sewage	%	94.65%	93.78%	0.87%	0.93%
Connections	Thousand	1,517	1,457	60	4.12%
Households	Thousand	1,703	1,637	66	4.03%
Expansion of pipeline network	Km	16,490	16,284	206	1.27%

Table 1

Volume produced/billed/treated

Water – Oper. indexes	Unit	2Q24	2Q23	Var.	1H24	1H23	Var. %
Water volume billed	Thousand m ³	80,731	75,411	6.59%	157,406	147,130	6.98%
Water volume produced	Thousand m ³	106,233	101,174	4.76%	209,099	197,868	5.68%
Sewage – Oper. indexes	Unit	2Q24	2Q23	Var.	1H24	1H23	Var. %
Sewage volume billed	Thousand m ³	53,943	49,933	7.43%	105,598	97,488	8.32%
Sewage volume treated	Thousand m ³	51,064	46,931	8.09%	99,945	91,428	9.32%

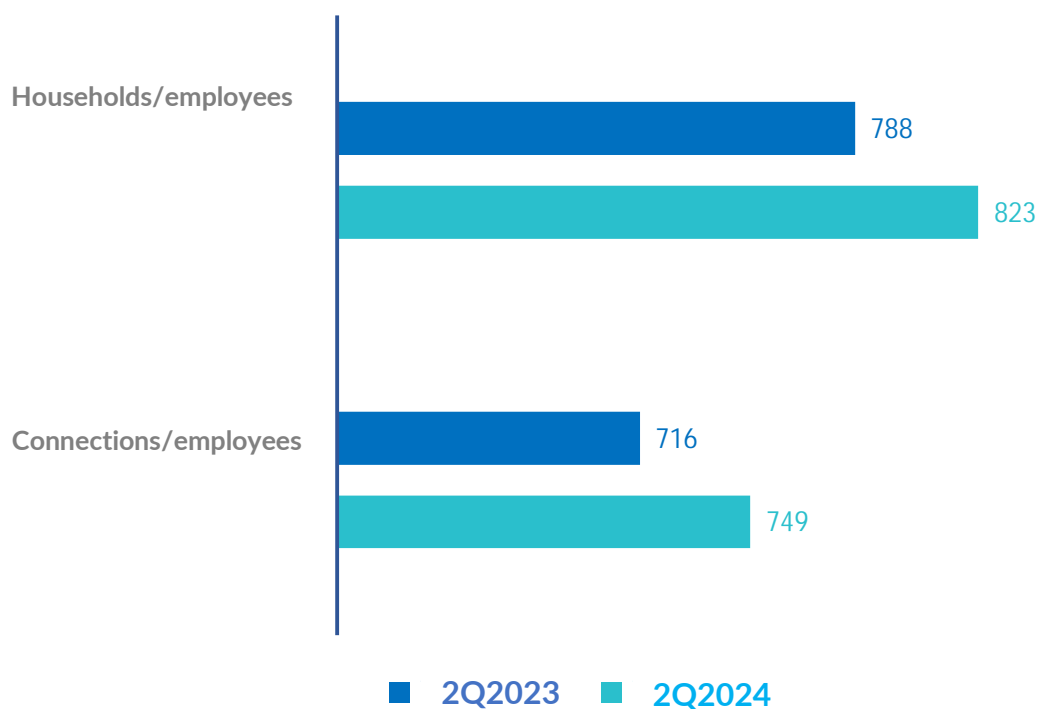
Table 2

1.1 Personnel performance

The Company currently has **5,319** employees throughout the state of Goiás, who are responsible for **4,377** thousand households benefiting from sewage and water supply services.

The productivity of the workforce, measured by the ratio between the number of households (water + sewage) and the number of employees, increased from 788 Households/Employees to **823** Households/Employees in 2024.

This increase shows an improvement in the efficiency of **4.44%**, caused primarily by the expansion of the customer portfolio in the period due to the increase in the number of households in **2.61%** - Water and **4.03%** - Sewage.



Graph 1

Area of Operation and Concessions



2. Area of Operation and Concessions

2.1 Operation and Concessions

As at June 30, 2024, Saneago has 223 contracts under operation, which are distributed as follows: 62 program contracts, 80 concession contracts and 81 concession under direct rendering of service contracts, all of them maturing December 17, 2049, as per the approval of State of Goiás microregion committee.

The following table breaks down the Company's share in net revenue for each type of service contract:

Area of operation

Type of contract	West Microregion		Center Microregion		East Microregion		Total	
	No. of Municipalities	% Net revenue	No. of Municipalities	% Net revenue	No. of Municipalities	% Net revenue	No. of Municipalities	% Net revenue
Program	18	5.98%	20	46.12%	24	19.63%	62	71.73%
Concession:	31	2.88%	28	4.73%	21	4.90%	80	12.51%
Direct rendering of services	30	7.07%	35	6.75%	16	1.94%	81	15.76%
Total	79	15.93%	83	57.60%	61	26.47%	223	100.00%

Table 3


Table 4 shows that the 10 municipalities with the highest billing represent 62.06% of the Company's net revenue, among which Goiânia and Anápolis stand out, respectively representing 36.65% and 7.25% of the Company's total net income.

Top 10 Contracts – Higher Net Revenues

Ranking	Cities	% Net revenue	Type of contract
1 st	Goiânia	36.65%	Program
2 nd	Anápolis	7.25%	Program
3 rd	Aparecida De Goiânia	4.14%	Program
4 th	Valparaíso De Goiás	2.79%	Program
5 th	Rio Verde	2.42%	Program
6 th	Luziânia	2.21%	Program
7 th	Formosa	2.01%	Concession
8 th	Itumbiara	1.74%	Concession
9 th	Planaltina	1.45%	Concession
10 th	Águas Lindas de Goiás	1.40%	Program
Total		62.06%	-

Table 4

Operational improvements



ETE Dr. Hélio Seixo de Britto - Goiânia


3. Operational improvements

3.1 Project of replacement of hydrometer park

The Company has a project to implement volumetric technology in its hydrometer park. The Company entered into a contract for the supply of 580,000 volumetric hydrometers, each with a maximum flow of QMax 3 m³/h, with estimated total cost of R\$ 82,558 thousand.

In 2023, 299,611 volumetric hydrometers were delivered, which were distributed to operating units, for a total investment of R\$ 41,336 thousand.

The Company expects to deliver and distribute 300,000 units in 2024. Considering the current average contract values, an investment of approximately R\$ 43,887 thousand is expected. In this 1H24, 169,481 hydrometers were received and 120,554 were effectively installed.



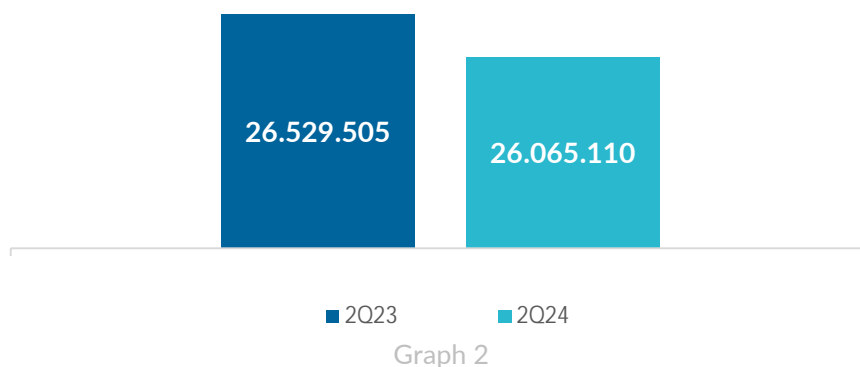
3.2 Loss rate

The Company reported a loss rate of **24.42%** at the end of 2Q2024.

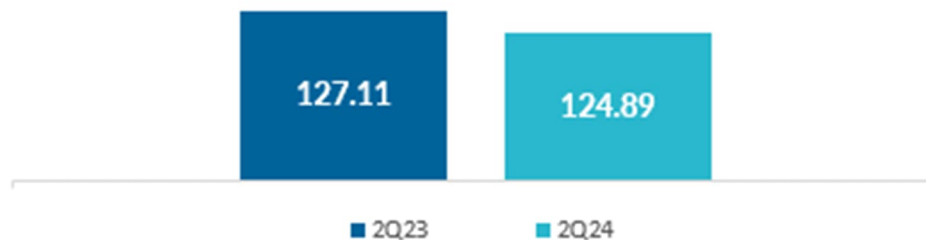
Thus, in addition to guarantee the optimization of produced water, the fight against losses is fundamental to the critical period of water shortage.

This percentage is necessary to increase the volume available for consumption and to reduce costs on water production/distribution, mainly during the period of water shortage.

Loss of treated water per m³



Loss per connection (liters per connection per day)



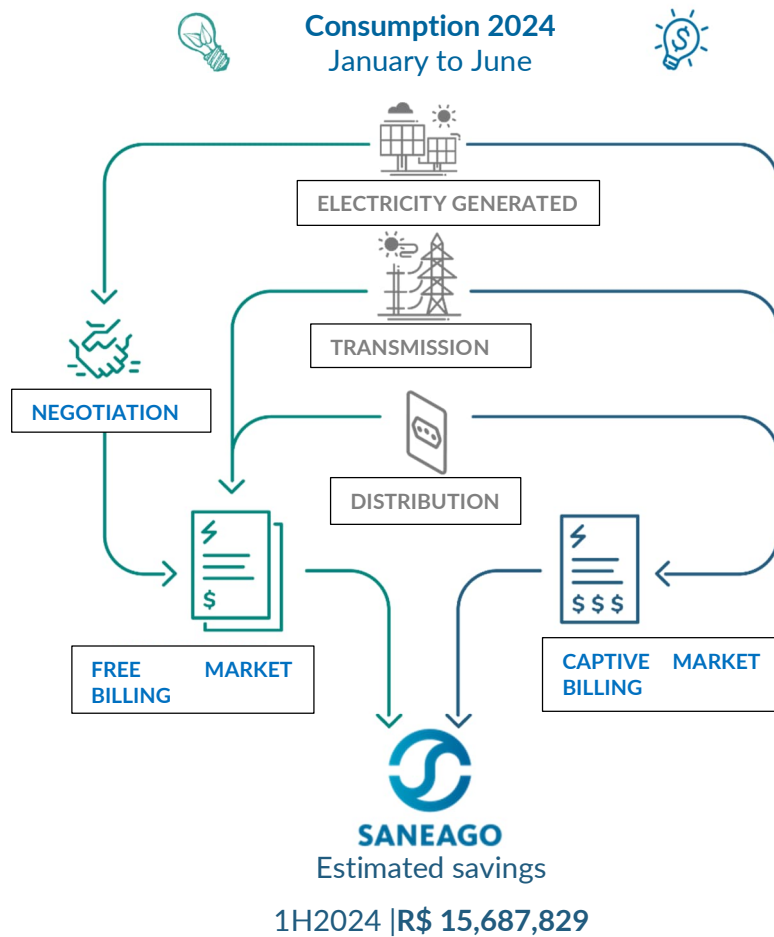
Graph 3

3.3 Project of energy acquisition through the free energy market


Until March 2024, the Company operated with 13 units and, from this date, started to acquire electric power through the Free Energy Market for use in another 18 consumer units. There are 18 cities that are currently served by the current contract. In these cities, there are a total of 31 Consumer Units that correspond to 36.22% of the total energy consumed in the Company.

Between January and June 2024, the estimated savings with the new Consumer Units reached R\$ 15.6 million.

Future actions: The migration of another 42 UCs is included in the strategic energy management plan, to be annually migrated until 2025 and representing about 56.08% of all energy consumed by the Company.

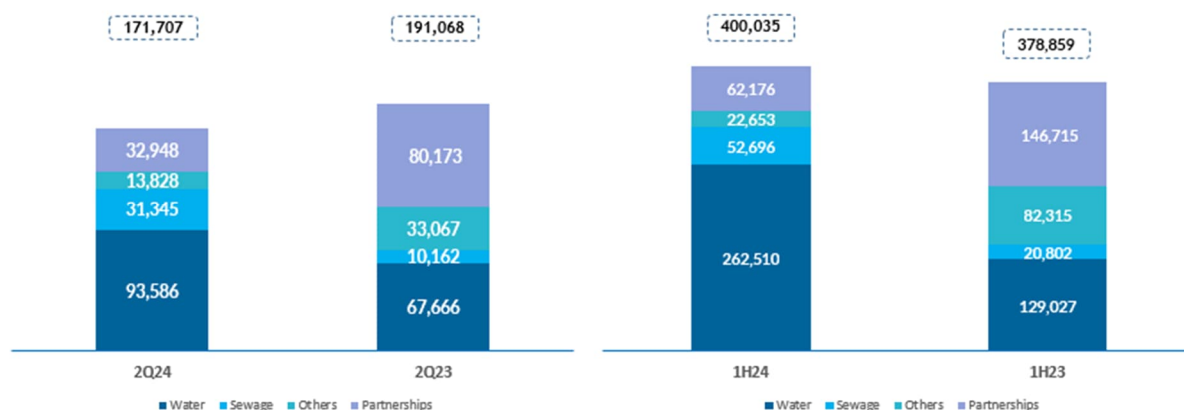


Investments



4. Investments

Investments made in 2Q2024 totaled **R\$ 171,707 thousand**. In the accumulated analysis, 1H24, the total reached R\$ 400,035 thousand as shown in Graph 4. Of this amount, 65.62% was invested in water supply systems, 13.17% was allocated to sewage collection and treatment systems, 5.66% was invested in operational improvement programs, general purpose goods and others, and 15.54% was invested through Partnerships.



Graphs 4 and 5

The main difference observed was the acquisition of plot of lands in the state of Goiás where Water Treatment Station of Goiânia (ETAG) is located in the amount of R\$ 61,388 thousand. We also point out the realization of R\$ 24,495 thousand in water system construction work by the outsourcing company BRK, in the municipalities of Rio Verde, Aparecida de Goiânia and Jataí, in compliance with the Conduct Adjustment Agreement entered into by the parties, as described in item 6.1.1.2.

Breakdown of investments

INVESTMENTS	1Q2024	2Q2024	1H2024
WATER	168,924	93,586	262,510
Water main - Untreated	797	2,614	3,411
Water main - Treated	19,653	14,913	34,566
Collection	5,703	3,534	9,237
Wastewater lift station	8,932	12,231	21,163
Water line	17,678	22,929	40,607
Water network	15,657	16,053	31,710
Treated water storage	27,760	9,198	36,958
Wastewater treatment	72,744	12,114	84,858
SEWAGE	21,351	31,345	52,696
Sewage lift station	144	396	540
Interceptor/emissary	745	747	1,492
Sewer line	289	335	624
Sewer network	5,272	9,340	14,612
Sewage treatment	14,901	20,527	35,428
OTHERS	8,825	13,828	22,653
Right-of-use of vehicles	768	1,540	2,308
Software (licenses)	2,629	1,831	4,460
Equipment	5,261	9,234	14,495
Furniture and fixtures	99	357	456
Others	67	867	934
Grand total	199,100	138,759	337,859

Table 5

We highlight the amount of R\$ 62,176, thousand invested by the Company by means of Private Partnerships for the expansion of sewage services in Rio Verde, Aparecida de Goiânia, Trindade and Jataí, according to Note 11.

4.1 Main Constructions Concluded in 2Q2024

During 2Q2024, the Company completed several investments in the Water Supply Services (SAA) and Sewage Systems (SES). Considering that construction work and disbursements have not necessarily taken place in 2024, the final delivery of the working service to the population served occurred during that year.

- **Expansion of the Water Supply System of Anápolis** – Engineering work and services related to:
 1. Improvements in CR Santo André and Jardim América;
 2. EAT Santo André and Jardim América;
 3. 42 Km of water network;
 4. 180 meters of air water main crossing;
 5. 194 residential connections.

Investment: **R\$ 20.8 million;**

- **Expansion of the Water Supply System of Goiânia** – Engineering work and services related to execution of an interconnection water main between ETA's Mauro Borges and Meia Ponte. Investment: **R\$ 11.7 million;**
- **Expansion of the Sewage System of Petrolina de Goiás** - Execution of work to complement the Sewage System with the implementation of 11 km of collection networks and the provision of 799 new residential connections. Investment: **R\$ 2 million;**
- **Expansion of the Sewage System of Posse** – Waterproofing treatments and structural repairs at the ETA. Investment: **R\$ 636 thousand;**
- **Expansion of the Sewage System of Santa Helena de Goiás** - Achievement of sewage networks in Antônio Garcia Industrial Sector with the implementation of 1.2 km of sewage outfalls. Investment: **R\$ 615 thousand;**

Financial Performance - Revenue



Sistema Produtor Corumba no município de Luziânia

5. Revenue

5.1 Revenue

In 2Q2024, the Company reported an increase of **8.17%** in revenue from Water and Sewage services.

In 1H24, this represented an accumulated total of **11.14%**. This result reflects the 1.95% tariff adjustment as of April 01, 2024.

Additionally, the **6.98%** increase in the volume of water billed in the period also stands out, i.e., there was increase in customer consumption mostly in the residential and commercial categories. We also highlight the increase of **2.61%** in households for water services and of **4.03%** in households for sewage services.

Revenue from Sewage and Water Supply Services

Revenue by type of service	2Q24	2Q23	Var. %	1H24	1H23	Var. %
Residential water services	400,353	363,917	10.01%	771,160	680,599	13.31%
Social tariff	56,631	51,629	9.69%	108,028	96,185	12.31%
Commercial	15,162	13,028	16.38%	28,504	23,716	20.19%
Industrial	30,505	28,341	7.64%	56,999	51,085	11.58%
Public	2,592	2,419	7.15%	5,030	4,567	10.14%
Indirect revenue from services	9,162	8,940	2.48%	18,287	17,722	3.19%
Minimum fixed rate	83,051	79,873	3.98%	163,908	154,200	6.30%
Water total	597,456	548,147	9.00%	1,151,916	1,028,074	12.05%
Residential sewage services	193,542	180,270	7.36%	374,551	339,359	10.37%
Social tariff	42,829	39,672	7.96%	82,702	74,295	11.32%
Commercial	6,171	5,730	7.70%	11,770	10,742	9.57%
Industrial	20,191	17,929	12.62%	37,340	32,791	13.87%
Public	1,060	945	12.17%	2,058	1,773	16.07%
Indirect revenue from services	13,091	14,135	-7.39%	27,906	27,315	2.16%
Minimum fixed rate	30,568	29,291	4.36%	60,398	56,286	7.31%
Outsourcing	2,275	2,275	0.00%	4,550	4,550	0.00%
Sewage total	309,727	290,247	6.71%	601,275	547,111	9.90%
Technical services	645	590	9.32%	1,204	1,179	2.12%
Total gross revenue (water sewage)	907,828	838,984	8.21%	1,754,395	1,576,364	11.29%
Deductions	(84,871)	(78,170)	8.57%	(165,733)	(146,881)	12.83%
Revenue from water and sewage	822,957	760,814	8.17%	1,588,662	1,429,483	11.14%

Table 6

Financial Performance - EBITDA



6. EBITDA

6.1 EBITDA

The Company's EBITDA reached **R\$ 254,175 thousand** in 2Q2024 in comparison to R\$ 184,154 thousand recorded in the same period of the previous year. In 1H24, the EBITDA reached R\$ 487,806 thousand, 18.14% higher than that recorded in prior year.

In 2Q2024, the main impacts were:

- Increase in Net Revenue of 8.17% resulting from both the 1.95% tariff adjustment as of April 01, 2024, and the 2.61% increase in households benefiting from water supply services and 4.03% increase in households benefiting from sewage services.
- Reduction in provisions, since in 2Q23 there were around R\$ 61,273 thousand in new legal provisions and, in 2Q24, there was a record of R\$ 3,730 thousand;

The EBITDA on net revenue in 2Q2024 was **30.89%** in comparison to 24.20% in the same period of the previous year.

Performance of Financial Income (Loss)

Financial performance	2Q24	2Q23	Var. %	1H24	1H23	Var. %
Total net revenue (+)	822,957	760,814	8.17%	1,588,662	1,429,483	11.14%
Personnel (-)	(318,610)	(287,079)	10.98%	(636,048)	(577,218)	10.19%
Materials (-)	(35,481)	(29,080)	22.01%	(69,324)	(55,693)	24.48%
Third parties (-)	(71,202)	(58,919)	20.85%	(137,194)	(118,712)	15.57%
Electricity (-)	(65,726)	(56,187)	16.98%	(127,049)	(115,342)	10.15%
General (-)	(8,840)	(5,507)	60.52%	(16,481)	(11,086)	48.66%
Concession-related compensation (-)	(31,088)	(24,832)	25.19%	(57,586)	(46,572)	23.65%
Tax expenses (-)	(7,731)	(22,773)	-66.05%	(24,099)	(25,972)	-7.21%
Provisions/Reversals (-)	13,878	(56,718)	-124.47%	(13,253)	(34,984)	-62.12%
Losses/Recovery - Credits	4,789	6,000	-20.18%	10,025	13,076	-23.33%
Other revenues/expenses (-)	(48,771)	(41,565)	17.34%	(29,847)	(44,087)	-32.30%
Amortization/depreciation (-)	(42,732)	(38,704)	10.41%	(84,510)	(75,080)	12.56%
Total costs and expenses (=)	(611,514)	(615,364)	-0.63%	(1,185,366)	(1,091,670)	8.58%
Financial income (loss) (-)	(8,827)	(2,203)	300.68%	(17,882)	(12,991)	37.65%
Current/Deferred Corporate Income Tax (IRPJ) and Social Contribution Tax (CSLL) (-)	(54,920)	(40,427)	35.85%	(105,962)	(92,261)	14.85%
Net income (=)	147,696	102,820	43.65%	279,452	232,561	20.16%
EBITDA	254,175	184,154	38.02%	487,806	412,893	18.14%
EBITDA margin	30.89%	24.20%	27.60%	30.71%	28.88%	6.31%
Adjusted EBITDA	241,806	239,005	1.17%	487,176	438,934	11.00%
Adjusted EBITDA margin	29.38%	31.41%	-6.47%	30.67%	30.71%	-0.13%

Table 7

EBITDA Reconciliation

EBITDA Reconciliation	2Q24	2Q23	Var. %	1H24	1H23	Var. %
Net income	147,696	102,820	43.65%	279,452	232,561	20.16%
(-) Amortization/depreciation	42,732	38,704	10.41%	84,510	75,080	12.56%
(-) Financial income (loss) (-)	8,827	2,203	300.68%	17,882	12,991	37.65%
(-) Current/Deferred IRPJ and CSLL (-)	54,920	40,427	35.85%	105,962	92,261	14.85%
(=) EBITDA	254,175	184,154	38.02%	487,806	412,893	18.14%

Table 8

6.1.1 Non-recurring items

6.1.1.1 Personnel and charges

In November 2023, the Company entered into a Collective Bargain Agreement (ACT) with the Worker's Union, which provides that a cash bonus of R\$ 2,528 should be paid in November and January. This cash bonus was paid for indemnity purposes, and it is not expected to occur again in the next ACT. Therefore, the Company understands there are no recurring effects in the Company's financial statements and margins. Total installment amount was R\$ 11,290 thousand.

6.1.1.2 Other revenues/expenses

In 1H2024, the Company recognized under Contractual penalties a total of R\$ 24,495 thousand, from penalties applied to outsourcing company BRK Ambiental, relative to operations in Aparecida de Goiânia, Jataí and Rio Verde. This amount was transferred to the Company by means of construction work performed to the Water System's infrastructure in the outsourcing municipalities. Management understands this revenue to be non-recurring, therefore it was not considered for adjusted margin calculations.

It should be noted that net effect of Taxes on Sales (PIS and COFINS) was R\$ 22,253 thousand.

6.1.1.3 Concession compensation/ Net revenue

In May/24, the Company made a retroactive payment of R\$ 7,105 thousand to the Municipal government of Goiatuba, of which R\$ 4,425 thousand are related to concession compensation and R\$ 2,680 thousand related to discounts on the Municipal government's water bills.

6.2 Adjusted EBITDA

Pursuant to Article 7 of CVM Regulatory Instruction No. 156, the Company informs that, from 2023 on, it began adopting the presentation of the balance of Provisions/Reversals, and of Credit Loss/Recovery, along with the group Other revenues/Other expenses, for adequacy of its framework to CPC Technical Pronouncement CPC 26 (R1) – Presentation of Financial Statements. The information is still detailed in Note 33 – Other revenues/Other expenses.

The adjusted EBITDA measured for 2Q2024, whose calculation does not consider Provisions/Reversals/Losses and Credit Recovery not affecting cash, as described in Table 9, resulted in an amount of **R\$ 241,806 thousand. In 1H24, it reached R\$ 487,176 thousand**, representing an increase of **11%** in comparison to the same period of the previous year. This raise was impacted by the increase in Net Revenue by 11.14% in 1H24, as a result of both the tariff adjustment of 1.95% as of April 1, 2024 and the expansion of water savings by **2.61%** and sewage savings by **4.03%**.

Adjusted EBITDA Reconciliation

Reconciliation of EBITDA	2Q24	2Q23	Var. %	1H24	1H23	Var. %
EBITDA (+)	254,175	184,154	38,02%	487,806	412,893	18,14%
Provisions/Reversals	(13,878)	56,718	-124,47%	13,253	34,936	-62,12%
Credit Losses/Recovery	(4,789)	(6,000)	-20,18%	(10,025)	(13,076)	-23,33%
Control, Regulation and Surveillance Tax (TRCF) - BRK - Rio Verde	-	4,133	-100,00%	-	4,133	-
ACT Cash Bonus - 2023	-	-	-	11,290	-	-
Conduct Adjustment Agreements (TAC) - BRK (PIS/COFINS, net)	(807)	-	-	(22,253)	-	-
Payment of Retr. Goiatuba fund	7,105	-	-	7,105	-	-
Adjusted EBITDA	241,806	239,005	1,17%	487,176	438,934	11,00%

Table 9

The Adjusted EBITDA on net revenue (adjusted EBITDA margin) in 2Q2024 was **29.38%**. In 1H2024, the percentage reached **30.67%** compared to 30.71% calculated in the same period of the previous year.

6.3 Costs and expenses

6.3.1 Personnel

Personnel expenses calculated in 2Q24 totaled R\$318,610 thousand, representing an increase of 10.98% compared to the same period in 2023. In the accumulated analysis, the total reached R\$636,048, 10.19% higher than 2023. Personnel costs were affected by the inflationary adjustment offered to the workers from November 2023 of 3.74%, as well as regular growth and career plan, hence the increase in costs, and the adjustment of 3.34% Collective Bargaining Agreement (ACT) 2024 as of June. Nevertheless, a cash bonus of R\$ 2,528 was granted to employees according to Item 6.1.1.1, so that, disregarding the total disbursement of R\$ 11,290 thousand, the variation in personnel expenses was 8.24%.

6.3.2 Electricity

Electric power cost totaled R\$ 65,726 in 2Q2024, presenting an increase of 16.98% compared to 2023. In 1H24, this balance reached R\$ 127,049 thousand, 10.15% higher than 2023. Among the most crucial factors for this variation, we highlight the following:

- Free-Energy market adjustment as from December 10, 2023 of 4.62%;
- Expansion of Company's water production by 6.98% in 2024, leading to an increase of 14.22% in KWH consumption more than 2023.
-

6.3.3 Materials

.

Expenses on materials increased by 22% in 2Q24. In the accumulated analysis, these expenses reached R\$69,324 thousand, 24.48% above 2023. The main factor of this increase was fuel expenses of R\$3,338 thousand, related to both the increase in prices and the increase in consumption, mainly diesel used to fuel electricity generators and fuel for the fleet of trucks acquired by the Company throughout 2023. We also note that the acquisition of asphalt mass in the amount of R\$1,873 thousand for recovering the roads of some municipalities in which there is no outsourced contract for this purpose.

We also point out the increase in the costs of chemical products by R\$ 2,203 thousand. This reflects the increase in the volume of water produced by 6.98%.

6.3.4 Third-party services

Expenses on third-party services increased by 20,85% in 2Q24. In the accumulated analysis, these expenses reached R\$ 137,194 thousand, a 15,57% increase compared to 2023.

Among the most impactful factors are the agreements entered into for asphalt recovery. This service, previously rendered by the municipal governments, is now under the Company's responsibility and was outsourced to third-party companies. Changes to expenses under System maintenance account reached R\$ 10,242 thousand. However, the other services requiring exclusive workforce (surveillance, cleaning and meter reading) were affected by yearly adjustments based on the Collective Bargaining Agreements of each workers category, increasing costs by R\$ 4,572 thousand.

There was also an increase in advertising expenses in the period with the anticipation of conscious consumption campaigns for the drought period, raising costs by R\$ 3,781 thousand.

6.3.5 General

The values of general expenses increased by 60,52% in 2Q2024. In the accumulated analysis, these expenses reached R\$ 16,841 thousand, a 48.66% increase compared to 2023. The main reason for this increase was the sponsorships offered by the Company of R\$ 1,865 thousand, against R\$ 300 thousand in 2023, by means of the Law for Cultural Development.

We also point out the registration of a fine of R\$ 820 thousand for non-compliance with TAC with the Public Prosecutor's Office of the State of Goiás (MPGO) related to sewage work in Goiânia.

6.3.6 Contractual/Concession-related compensation

Amounts paid to municipal governments arising from service and concession contracts increased by 25.19% in 2Q2024. In accumulated analysis, these expenses reached R\$ 57,586 thousand, a 23.65% increase compared to 2023. This is due to the return of compensation payments in several cities of the state. The main factor of this increase was the amounts settled with the municipality of Goiatuba related to retroactive compensation in the amount of R\$ 2,680 thousand as per item 6.1.1.3. However, there was tariff adjustment of 1.95% from April 01, 2024, the main basis of calculation for compensation as well as the increase of 6.98% billed volume in the period, increasing the calculation basis.

6.3.7 Tax

Tax expenses decreased by 66% in 2Q24 compared to 2Q23. In the accumulated analysis, these expenses reached R\$ 24,099 thousand, 7.21% lower than in 2023. The negative variation in 2Q24 was due to the anticipation of the Goiânia Regulation Fee in the amount of R\$ 5,905 thousand, and the payment of Property Tax (IPTU) in the areas also of Goiânia in the amount of R\$ 4,887 thousand. Both taxes had been paid in 2023 in the second quarter.

6.3.8 Other expenses/Other revenues

The group Other Expenses and Other Revenues grew by 17.34% in 2Q24. In the accumulated analysis, there was a reduction of 32.30%. The increase in 2Q24 was due to the payment of the Profit-Sharing Plan to employees in the amount of R\$ 49,628 thousand, 26.20% higher than in 2023. Despite this, in the accumulated analysis, the reduction is due to Contractual Penalty Revenue of R\$ 24,495 thousand, mainly caused by the penalty applied to outsourcing company for sewage services, according to item 6.1.1.2.

6.4 - Provision for losses/recovery of barred credits

Provisions/Reversals

'Table 10

Reversals (-) Provisions, Net	2Q24	2Q23	Var. %	1H24	1H23	Var. %
Provision for contingencies	2,359	60,823	-96.12%	(15,129)	2,248	-773.00%
Provision for losses on inventories	48	(2,465)	101.95%	120	(2,346)	105.12%
Estimated losses on concessions	-	-	-	-	48	-100.00%
Reversal of losses on construction	-	(454)	100.00%	-	(5,442)	100.00%
Allowance for doubtful accounts	18,573	27,857	-33.33%	49,945	56,544	-11.67%
Provision for profit sharing	(34,858)	(29,043)	-20.02%	(21,683)	(16,068)	34.95%
Reversals (-) Provisions, Net	(13,878)	56,718	-124.47%	13,253	34,984	-62.12%

Credit Losses/Recovery

Credit Losses/Recovery	2Q24	2Q23	Var. %	1H24	1H23	Var. %
Credit Losses/Recovery	4,789	6,000	-20.18%	10,025	13,076	-23.33%

Table 11

According to the table above, there was a credit balance of R\$ 13,878 thousand in 2Q2024 and a debt balance of R\$ 56,718 thousand in 2Q2023. In the accumulated analysis, there was a decrease in debt balance reaching the amount of R\$ 13,253 thousand.

The main highlights were:

- Reversal of R\$ 49,628 thousand related to payment of profit sharing to employees in May 2024. In 2023, this reversal was R\$ 39,324, 26.20% lower.
- Reversal of R\$ 22,119 thousand related to labor lawsuits in 1H24.

6.5 - Net Financial Income (Loss)

The results reported in 2Q2024 show a balance of R\$ 8,827 thousand. In the accumulated analysis, income was R\$ 17,882 thousand. For this period, the main reasons for variation were the following:

- a) Reduction of earnings from financial investments of R\$ 1,650 thousand related to payments made in 2Q24 from interest on equity capital and profit sharing for employees;

- b) Reduction of R\$ 11,509 thousand in income from exchange rate gains (losses) for the year due to the US Dollar's fluctuation.

Financial revenues and expenses, net

Financial Income (loss)	2Q24	2Q23	Var. %	1H24	1H23	Var. %
Financial revenues						
Interest/fine	29,541	28,496	3.67%	59,810	53,314	12.18%
Monetary adjustments	3,510	5,779	-39.26%	7,458	12,457	-40.13%
Discount to present value	(64)	483	-113%	117	774	-84.88%
	32,987	34,758	-5.10%	67,385	66,545	1.26%
Financial expenses						
Interest/fine	(35,084)	(38,669)	-9.27%	(72,921)	(81,911)	-10.98%
Monetary adjustments	(1,638)	(1,342)	22.06%	(5,657)	(2,445)	131.37%
Exchange rate gains (losses)	(5,092)	3,050	-266%	(6,689)	4,820	-238.78%
	(41,814)	(36,961)	13.13%	(85,267)	(79,536)	7.21%
Financial Income (loss)	(8,827)	(2,203)	300.68%	(17,882)	(12,991)	37.65%

'Table 12

6.6 Net income

The Company's income for 1H2024 amounted to R\$ 279,452 thousand, which represents an increase of 20.16% in income. One of the main reasons for this raise was the increase in net revenue by 11.14% mainly due to the increase in water savings by 2.61% and in sewage savings by 4.03%, and to the 1.95% tariff adjustment as from April 01, 2023 and the consumption increase of 6.98% - billed volume.

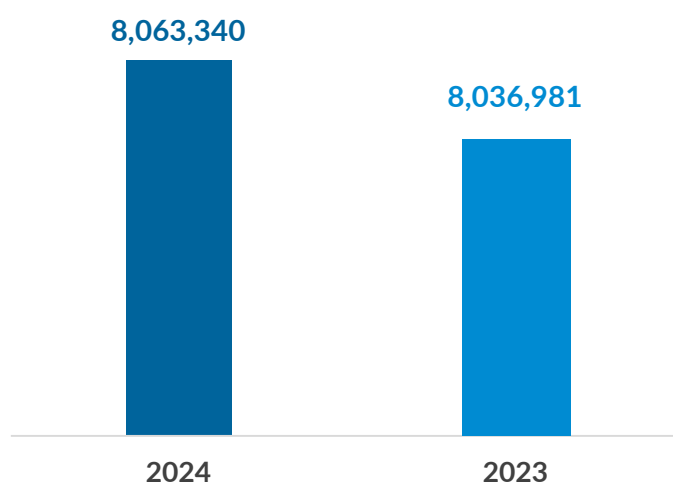
Analysis and Discussion about the Structure of Assets



7. Analysis and Discussion about the Structure of Assets

In the analysis below about the Company's equity structure, we tried to include the accounts that we understand to be the most significant and justify the change in them in 2Q2024 in comparison with that recorded at the end of the previous year.

Progression of Total Assets



Graph 6

In 2Q2024, the main change in the structure of assets was in the group cash and cash equivalents and financial investments, with a decrease of R\$ 299,812 thousand with final balance of R\$ 575,235 thousand.

This decrease mainly arises from:

- Regularization of plot land of the Goiânia water treatment plant, whose amount is R\$ 61,395 thousand;
- Payment of dividends to shareholders in the amount of R\$ 138,666 thousand;
- Payment of profit sharing to employees referring to 2023 in the amount of R\$ 49,628 thousand;
- Advance payment of municipal funds in the amount of R\$ 22,904 thousand.

The change resulted in the Company's current liquidity reduction to 1.7197 in 2Q2024 in comparison to 1.8299 at the closing of 2023. The increase in Total Assets was due to the increase in Intangible Asset, Fixed Asset and Contract Asset in view of investments made, of R\$ 222,040 thousand.

Additionally, there was a reduction in debt capital (liabilities/equity) by 96.74% at the closing of 2023 in comparison with 87.60% in 2Q24.

7.1 Assets

Structure of Assets 2Q24



Graph 7

7.1.1 Current assets

7.1.1.1. Cash and cash equivalents.

There was a reduction of R\$ 119,205 thousand in cash and cash equivalents and financial investments, resulting in a balance of R\$ 875,047 thousand at the end of 2023, compared to R\$ 575,235 thousand at the end of 2Q2024.

Among the main factors, we point out:

- Regularization of ETAG area in the amount of R\$ 61,395 thousand;
- Payment of dividends to shareholders in the amount of R\$ 138,666 thousand;
- Payment of profit sharing to employees for 2023 in the amount of R\$ 49,628 thousand;
- Payment of advances of municipal funds in the amount of R\$ 22,904 thousand.

7.2 Liabilities

7.2.1 Current liabilities

7.2.1.1 Provision of profit sharing to employees

The account of Provision for profit sharing to employees reduced by R\$ 21,683 thousand, as a result of the payment of the 2023 profit sharing program, in the amount of R\$ 49,628 thousand. The account maintains an amount of R\$ 27,945 thousand related to provisioning for 2024.

7.2.1.2 Dividends and Interest on Equity Capital Payable

This account presented a reduction of R\$ 72,296 thousand, due to payment of dividends of net income for 2023 in the amount of R\$ 138,666. The account maintains an amount of R\$ 66,370 thousand related to provisioning for 2024.

7.2.2 Noncurrent liabilities

7.2.2.1 Debentures

Debentures classified in non-current decreased by R\$ 110,624 thousand up to R\$ 558,721 thousand in this 2Q2024 due to the amortization period of the 6th, 8th, 9th, and 10th issues, and also the transfers from non-current to current.

7.2.2.2 Lease

There was a reduction of R\$ 18,345 thousand in leases, which corresponds to around 17.68%, resulting from amortization of contracts entered into as per CPC-06.

7.3 Equity

Due to the income determined in the period, equity presented an increase of approximately R\$ 213,083 thousand, corresponding to a positive variation of 5.22%.

Breakdown of liabilities – Equity - 2Q2024



Graph 8

Legal Sanitation Framework



8. Legal Sanitation Framework – Law No. 14.026/2020 and Decree No. 10.710/2021

On July 15, 2020, Law No. 14.026/2020 was published, changing the Brazilian Legal Sanitation Framework. The main changes were the following: I) Universalization legal targets; II) Regionalization: preference for the regionalization of services rendered, over fragmentation of services; III) Regulation: the National Water Agency (ANA) is to establish general regulatory guidance, nationwide, enforcing homogeneity and legal safety; IV) Competition: it established the principle of competitive selection of the service providers.

As for targets, new universalization targets were set to meet the demand for sanitation services, including water supply, sewage collection and treatment and solid waste management, which must be attained by 2033. In this second phase, contracts that did not include universalization targets should have been amended by March 31, 2022 and the Company amended 114 contracts out of the 121 for which an economic and financial feasibility study was carried out.

As for the regionalization process, on May 22, 2023, the state issued Statute No. 182/2023, establishing the Basic Sanitation Microregions and their respective governance structures. Three (3) microregions were established in the State: East, Center and West; and their respective governance structures consist of: i) Microregion Committee, a decision-making body; ii) Technical Committee, a technical and advisory body; iii) Participatory Council; iv) General Secretary, an elected executive officer; and v) Integrated system for the management of resources and rendering of accounts regarding resources managed for each microregion.

During second assembly of each respective microregions, which occurred on December 20, 2023, the direct rendering of sanitation services by Saneago was approved for the locations whose service rendering contracts are not effective anymore. The alignment of maturity dates for the contracts in effect to December 17, 2049, was also approved. Only necessary technical adjustments are needed to formalize each situation's documents, as per the decision of the Microregion Committees.

The new sanitation framework also did implement the requirement for service rendering companies to prove their economic and financial capacity to fulfill agreements, as per Article 10-B of Federal Law No. 11.445/2007. The Federal Government published Decree No. 10.710/2021, revoked by Decree No. 11.466/2023 and currently ruled by Decree No. 11.598/2023, with instructions on the methodologies that should be adopted.

Lastly, considering that Federal Decrees No. 11.598/2023 and 11.599/2023 have updated rules to prove the economic and financial capacity, including every Municipality served by the Company in the scope of analysis, Saneago conducted new studies, considering the scenarios arising from the Regionalization in the State of Goiás. Such documentation was evaluated by Ernst & Young, which acted as an independent certifier, in accordance with the requirements of the Federal Decree. The Regulatory Agencies approved the studies with no qualification, confirming that the Company has the economic and financial capacity to fulfill its contractual obligations and universalize the municipalities it serves by 2033.

Regarding the corporate environment, besides the amendments to the law that created the Company (Law No. 6.680/1967) and the restructure to comply with the New Framework requirements, the Company has created a specialized unit to ensure its capacity to participate in biddings and to comply with its obligations more efficiently.

Corporate Governance



9. Corporate Governance

Saneago bases its corporate governance on essential principles that guide its actions and decisions. Transparency is one of the fundamental pillars, ensuring that the Company correctly publishes information that is relevant to all parties involved, either internal or external, including shareholders, investors, employees, customers and regulatory agencies.

In this context, the Company recognizes the vital importance of corporate governance to assure sustainable growth and efficient compliance with public policies. Its objective is to promote the principles of transparency, rendering of accounts, equality and corporate responsibility.

At Saneago, Corporate Governance concerns the adherence to rules that unify the search for social, environmental, financial and economic sustainability, and the promotion of an ethical environment in conducting business. The commitment to public interest is constant, and the Company seeks to achieve its social objectives responsibly and efficiently.

To assure the effective implementation of corporate governance, Saneago has the following governance bodies: General Meeting; Board of Directors and Executive Board; Fiscal Council, Internal and Statutory Audit Committee; as well as the Advisory Committees:

- a. Strategic Committee;
- b. Eligibility Committee;
- c. Sustainability Committee;
- d. Financial Risk Management and Use of Funds Committee;
- e. Sectorial Committee of Compliance and Corporate Governance.

We point out the fundamental role of the Sectorial Committee of Compliance and Corporate Governance, established in 2019, which has been the driving force in the promotion and continuous monitoring of best practices. Said Committee has a permanent and advisory nature, responsible for guidance related to the Public Compliance Program of the state of Goiás. Its main objective is to guarantee the effective implementation of the principal areas indicated in State Decree No. 9.406/2019, which are: Ethics, Risk Management, Transparency and Responsibility.

Concerned with the protection of the personal data related to any activity of the Company or of third parties operating on its behalf, which require processing, such as collection, production, receiving, classification, use, access, reproduction, transmission, distribution, processing, archiving, storage, elimination, evaluation or control of the information, modification, communication, transfer, diffusion, or extraction of data, in October 2022, a Data Protection Officer was appointed, in compliance with Law No. 13.709/2018 - Brazilian General Data Protection Law - LGPD.

Still, in search of best practices, in November 2022, an Ethics Commission was created, in charge of verifying violations of mild and medium severity committed by employees. In addition to identifying violations, the mentioned Commission has the purpose of disseminating and consolidating principles of professional-ethics behavior in the Company, according to Personnel Disciplinary Regulations (RG00.0152) and Code of Conduct and Integrity (CO00.0007).

The Company has as main instrument a Code of Conduct and Integrity, duly implemented and reviewed biannually. The last review occurred on July 20, 2023.


In addition to this Code of Conduct and Integrity, the Company established other mechanisms of integrity, approved by the Board of Directors.

- Policy on Approval Levels and Limits, updated on 02/08/2024;
- Policy on Compliance, updated on 12/16/2021;
- Policy on Risk Management, updated on 03/21/2024;
- Policy on Corruption Prevention, updated on 12/16/2021;
- Policy on Conflict of Interests, updated on 10/21/2021;
- Policy on Non-Retaliation, updated on 09/24/2020;
- Policy on Prevention of Nepotism, updated on 06/10/2021;
- Policy on Related-party Transactions, updated on 10/19/2023;
- Policy on Sponsorship, updated on 10/15/2020;
- Policy on Information Security, updated on 03/26/2020;
- Policy on Management of Financial Risks and Use of Funds, updated on 02/08/2024;
- Policy on Personal Data Protection of Saneago, updated on 10/14/2021.
- Policy on distribution of dividends, updated on 10/19/2023;
- Policy on Disclosure of Relevant Act or Fact and Trading of Securities, updated on 10/19/2023.

The Company points out that, since 2020, it has introduced in its notices for biddings, a Declaration of Implementation of the Integrity Program, pursuant to the provisions of State Law No. 20.489/2019.

At the same time, Integrity Program Regulatory Instruction IN 00.0452 in the context of Saneago was prepared and published, with the objective of regulating the State Law, and to provide guidance and instructions applicable to all suppliers of goods and services to Saneago, in accordance with the requirements of State Law No. 20.489/2019, and rules on the implementation of an effective Integrity Program.

Water Security



Dam of Ribeirão João Leite - Goiânia

10. Water Security

10.1 Water situation

With rainy season practically over, based on data from the Saneago's Hydrological Monitoring Network (RMHS), obtained from hydrological stations installed in water sources of interest of Saneago in the state of Goiás, with data provided by CIMEHGO, it was identified that, despite the initial perception of sufficient rainfall, this view is incorrect. When analyzing the data, it was found that there was actually a reduction in the volume of rainfall.

In order for the aquifers to be recharged, sufficient rainfalls are necessary, which has not been happening for more than 5 years in general in our state. As a result, the accumulated deficit puts some basins in the state of Goiás on alert.

Gathering data from the period, it was possible to identify that in the first months of 2024 average rainfall was less than average volume in Goiânia.

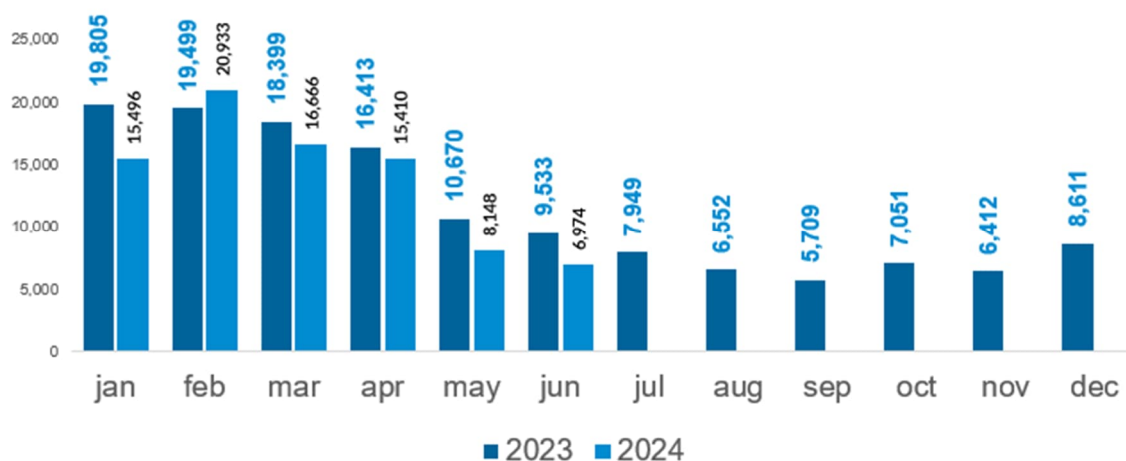
GOIÂNIA CLIMATOLOGICAL DATA												
	January	February	March	April	May	June	July	August	September	October	November	December
Average temperature (°C)	23.4	23.4	23.2	23	22.2	21.8	21.8	23.8	25.9	25.7	23.7	23.4
Minimum temperature (°C)	19.8	19.7	19.6	18.8	17.1	16.4	16	17.8	20.2	20.7	20	19.9
Maximum temperature (°C)	27.7	27.9	27.7	27.9	27.7	27.5	27.7	29.9	31.9	31.2	28.3	27.7
Rain (mm)	226	179	185	82	17	5	2	7	32	107	203	225
Humidity (%)	78%	78%	79%	71%	60%	53%	46%	37%	39%	54%	74%	78%
Rainy days (d)	16	15	15	9	3	1	0	1	4	11	16	18
Sunshine hours (h)	9.3	9.5	9.0	9.4	9.5	9.7	9.9	10.3	10.5	10.3	9.5	9.3
Data: 1991 - 2021 Minimum temperature (°C), Maximum temperature (°C), Rain (mm), Humidity, Rainy days. Data: 1999 - 2019: Sunshine hours												

Table 13

We are once again under the influence of La Niña. Although we will not have the very high temperatures characteristic of El Niño, there is a strong possibility that the return of rainfalls will take a little longer than usual. Milder temperatures, however, with a late return of rainfall, which puts us on alert, since almost all of our supply systems do not have an accumulation dam. The metropolitan region, in turn, has the reservoir of Ribeirão João Leite, which is currently at 96% of its storage capacity, which brings water security to our SAA in the Goiânia region, guaranteeing water to more than 2 million people.

10.2 Situation of the Main Systems in the Metropolitan Area

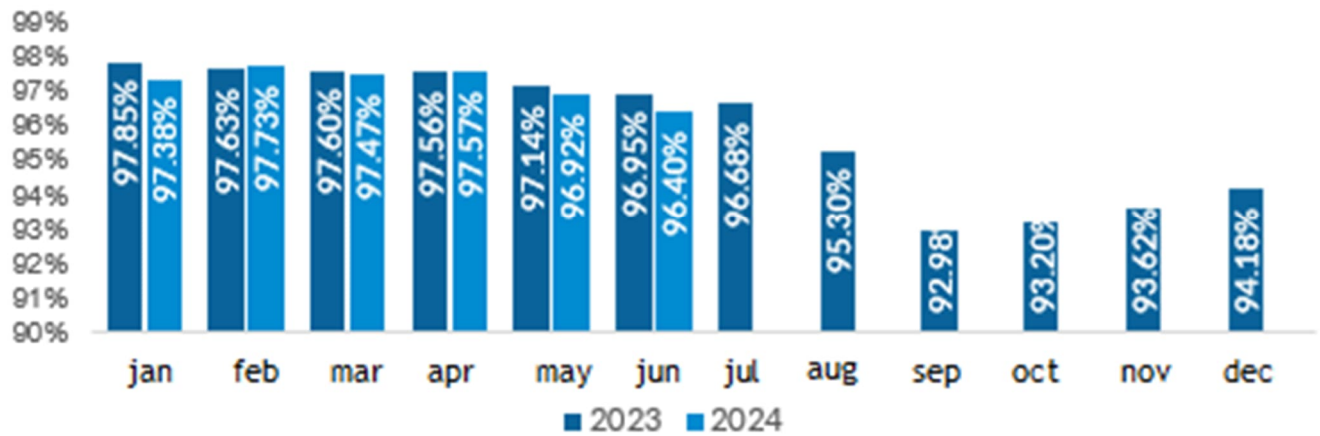
System "Meia Ponte"



Graph 8

- Treatment capacity of 2.5 m³/s water/sec;
- Concession 2.0 m³/s (water/sec drought);
- Water collection by High Dam (Superficial);
- Connection water main with output capacity, by gravity, of 800 liters/sec from Mauro Borges System.


System "Mauro Borges"



Graph 9

- Storage capacity of 129 million m³ of water;
- Concession 6.6 m³ water/sec;
- Treatment capacity of 4.0 m³ water/sec;
- Slight variation in reservoir levels;
- 1,040 hectares of area;

Regulatory Environment



Sistema Produtor Corumbá no município de Luziânia

11. Regulatory Environment

Saneago is regulated by four independent agencies: a state agency – the Agency of Regulation, Control and Inspection of Public Services of the state of Goiás (AGR), created in 2006– and three municipal agencies – the Regulatory Agency of Goiânia (AR), created in 2016, and the Municipal Agency of Regulation of Water and Sewage Services (AMAE), established in 2018.

In 2021, by means of Municipal Law No. 4.115/2021, the Regulatory Agency of the Municipality of Anápolis (ARM) was created, with the purpose of regulating, monitoring and controlling public services granted by concession in the Municipality of Anápolis. Besides these agencies, the Legal Sanitation Framework attributed to the National Water and Basic Sanitation Agency (ANA) the function of establishing reference standards for the sector, to be followed by subnational agencies.

The years of 2021 and 2022 were marked by the conclusion of the process of tariff adjustment and approval, by regulatory agencies, of a new methodology for tariff calculation, which allows the recovery of Saneago's costs and expenses, and the realization of investments during the established cycle.

The methodology also leads to an increase in efficiency by establishing a Production Factor (X Factor).



Such revision required the survey and final definition of the Regulatory Assets Base (BAR) of the Company, conducted by a consulting firm hired by means of a bidding procedure.

The conclusion on the work of final definition and certification of the BAR occurred by means of Joint Technical Notice No. 10/2021-AGR-AR in September 2021.

In December 2021, the members of AGR and AR approved Joint Technical Notice No. 12/2021, setting the index of tariff adjustment at 8.854%, resulting from the tariff's revision as of 02/03/2022.

Tariff adjustment 2024

Considering Joint Technical Note No. 1/2024, that deals with the study of the water and sewage tariff of Saneamento de Goiás S/A. - SANEAGO, the tariff adjustment of 2024 was approved. - for SANEAGO, with the application of the indexes of adjustment to the tariffs in the following percentages:

I – for the water and sewage tariff, the percentage of one point nine hundred and fifty (1.950%), as of April 1, 2024, on the tariff table in force in February 2023;

II - For the basic tariff (minimum fixed cost) the percentage of one point nine hundred and fifty (1.950%), on the tariff table in force in February 2023, as of April 1, 2024, except for users with an alternative source, who will pay the equivalent of the amount set for the volume of ten cubic meters (10 m³) of water per saving/month.

Agency of Regulation, Control and Inspection of Public Services of the state of Goiás (AGR) issued Resolution No. 242/2024 on February 28; Regulatory Agency of Goiânia (AR) issued Resolution No. 22/2024 on February 29 and Municipal Agency of Regulation of Water and Sewage Services (AMAE) issued Resolution No. 39/2024 on February 29. The adjustment index was calculated by means of a parametric formula composed of sectoral indices applied in a weighted manner to the company's costs and, at the end, the percentage of sharing of productivity gains (Factor X) defined for the current tariff cycle.

Ownership Interest



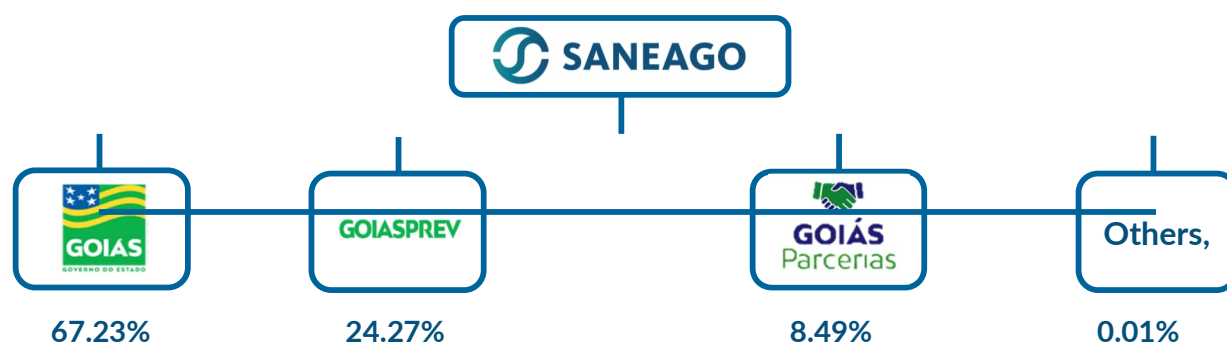
Saneago

12. Ownership interest

In 2Q2024, the Company's major shareholder is the state of Goiás, which holds 67.23% of the Company's total shares.

In May 2024, the Company paid R\$ 138,666 thousand as dividends and interest on equity capital for the year 2023.

However, by the end of 2Q24, in view of the reported income of R\$ 279,453, the account balance of dividends and interest on equity capital is R\$ 66,370.



Shareholder	Common shares		Preferred shares		Total	
	Number	%	Number	%	Number	%
State of Goiás	1,336,135,806	71.57%	354,992,364	54.73%	1,691,128,170	67.23%
Goiás Previdência - GOIASPREV	488,016,887	26.14%	122,637,514	18.90%	610,654,401	24.27%
Goiás Parcerias	42,749,681	2.29%	170,998,719	26.36%	213,748,400	8.50%
Others	4,000	0.00%	11,396	0.00%	15,396	0.00%
Total	1,866,906,374	100%	648,639,993	100%	2,515,546,367	100%

Table 14

Risk Rating



Saneago

13. Risk Rating

On January 11, 2024, Fitch Ratings increased the Long-Term National Rating of Saneamento de Goiás S.A. ("Corporate") and its issue of debentures from 'AA-(bra)' to a stable 'AA(bra)'.

According to Fitch, Saneago's credit profile is "benefited from the low risk of businesses of the Brazilian sector of basic sanitation, whose demand is relatively resilient in adverse macroeconomic scenarios.

The Company should maintain a reduced financial leverage, moderate liquidity and an extended debt amortization schedule, despite the expectation of significant increase in investments required to meet the targets established by the new legal framework of the sector.

On November 23, 2023, Moody's assigned a AA+.br Corporate Rating to Saneago's issue of debentures, with a stable outlook.

According to Moody's, the Company's rating reflects its resilient demand, with stable and predictable cash flow generation, the growth opportunity of its concession area and the long remaining period of most of its contracts.

The rating also takes into account the Company's strong credit metrics and the adequate level of its reservoirs.

The complete list of ratings is provided in Table 15.

Company's Ratings and Issues - Saneago S.A.



Agency	Rating	Classification	Outlook	Latest report
	Corporate and 10th and 11th issues of debentures	AA+ .br	Stable	11/23/2023
	12th issues of debentures	AA+ .br	Stable	06/17/2024
	Corporate and issue of debentures (6th, 8th and 9th)	AA (bra)	Stable	01/11/2024

Table 15

ESG Initiatives



14. Environmental, Social and Governance Initiatives (ESG)

Considering the growing market concern for best corporate environmental, social and governance practices (also known as Environmental, Social and Governance - ESG), on November 27, 2020, an executive committee was organized, which is responsible for the strategies, guidelines and other sustainability matters of the Company.

The adoption of ESG practices is in alignment with the Sustainable Development Goals defined by the United Nations (UN) and demonstrates the concern of the Company's Management in generating value through sustainable development. Thus, the Company has been working to reduce the environmental impacts of its main activities and developing social-environmental and governance projects to promote public health and well-being of people, among other actions aiming to maintain its processes, aspects and impacts under control and being characterized as a sustainable Company.



Aiming to reinforce its commitment to the subject, which is a value at the Company, various actions have been put in place to strengthen communications and assure the evolution of ESG standards in and out of Saneago. Among the actions and initiatives adopted, we highlight:

- Creation of a Sustainability Committee;
- Creation of the Committee for Women-Related and Diversity Matters;
- Approval of a Sustainability Policy;
- Creation of Policy on Non-Retaliation;
- Creation of Compliance policy
- Policy on Conflict-of-Interest Prevention;
- Creation of Policy on Corruption Acts Prevention;
- Creation of Code of Conduct and Integrity;
- Gathering of information and identification of ESG-related risks at the Company, in alignment with the Company's Strategic Planning;
- Inclusion of indicators to measure the impacts of the Company and analyze its performance in relation to the Sustainable Development Goals (SDGs);
- Realization of Inventory of Greenhouse Gas Emissions (GHG);
- Joining of the Energy and Water Resilience Coalition and *Movimento +Água* of the UN Global Compact;
- Recognition by means of the Certification of "*Empresa Amiga da Família*" (SEAF) (Family Supportive Company) - 2021/2022 edition;
- Publication of the Sustainability Report according to the methodology of the Global Reporting Initiative (GRI).
- Participation in the Sustainable Luziânia Festival, speaking in the event's opening and closing on the matter "2030 Agenda – Perspectives and Future";
- Realization of a Webinar on Saneago's Institutional Policy for Solid Residue (PIRS). This policy provides principles, objectives, tools, guidance, strategies, targets, plans, programs, projects and actions that seek the elaboration, implementation, monitoring, follow up, review, adaptation, among other actions, of the management of solid residues from Saneago's facilities and operations, in an integrated and sustainable manner, enabling a continuous improvement process.

In the context of *Movimento +Água*, Saneago was involved in the following activities:

- Participation in the collaborative publishing of "*Guia de Boas Práticas de Monitoramento: uma ferramenta para promover a justiça socioambiental*" (A guidebook on good surveillance practices to promote social and environmental justice), organized by the UN Global Compact as part of *Movimento +Água*;
- Promotion of the project "*Recuperação Florestal em áreas de Nascentes e/ou margens de corpos d'água*" (Forestry recovery in headwaters or margins of bodies of water) during the case study-based panel discussion on *Movimento +Água*. organization of regional event "*Desafios e Oportunidades para o Setor Empresarial e outros segmentos no cumprimento do Objetivo de Desenvolvimento Sustentável (ODS) 6 em Goiás*" (Challenges and Opportunities for the Entrepreneurial Sector and other sectors in fulfilling Sustainable Development Goal No. in Goiás), in partnership with UN Global Compact, as part of the celebration of World Environment Day.

- We have hosted an event from “Mais Água” Movement, sponsored by the Action Platform for the Water and Ocean, on the World Environment Day, at the Oscar Niemeyer Cultural Center, on June 05. Cargill, UNESCO, ANA, The Nature Conservancy Brasil, Ambev, among other partner companies, were part of the discussion on “Challenges and opportunities for the Corporate Sector and Other Sector on ODS 6 in Goiás”.

In 2024, the Sustainability Committee is still carrying out a project named “Sustainable Saneago”, whose purpose is to decentralize attributions by means of a framework that correlates the several areas of the Company with ESG and SDG themes, in order to establish an effective sustainability culture at the Company.

Saneago is increasingly more prepared to meet market demands, confirming its goal of contributing for a sustainable economy, prioritizing the prosperity of environment and the creation of value shared with investors, employees, business partners and society.

In 2024, the Sustainability Committee is carrying out a project named “Sustainable Saneago”, whose purpose is to decentralize attributions by means of a framework that correlates the several areas of the Company with ESG and SDG themes, in order to establish an effective sustainability culture at the Company, in addition to starting the internal communication project, bringing information about "Sustainability" through publications to be carried out on the Sustainability Committee Page – CDS.

Saneago is increasingly more prepared to meet market demands, confirming its goal of contributing for a sustainable economy, prioritizing the prosperity of environment and the creation of value shared with investors, employees, business partners and society.

INDEPENDENT AUDITOR'S REPORT ON THE REVIEW OF INTERIM FINANCIAL INFORMATION

To the
Shareholders, Board Members and Management of
Saneamento de Goiás S.A - Saneago
Goiânia - GO

Introduction

We have reviewed the interim financial information of Saneamento de Goiás S.A. ("Company"), included in the Quarterly Information, for the quarter ended June 30, 2024, which comprise the interim statements of financial position as at June 30, 2024, and the respective interim statements of income and comprehensive income for the three- and six-month periods then ended, and the interim statements of changes in equity and cash flows for the six-month period then ended, as well as the corresponding notes.

The Company's Management is responsible for the preparation of this interim financial information in accordance with NBC TG 21 (R4) and International Accounting Standard IAS 34 - Interim Financial Reporting, issued by the International Accounting Standards Board (IASB), and for its presentation in accordance with standards issued by the Brazilian Securities and Exchange Commission (CVM) applicable to Quarterly Information. Our responsibility is to express a conclusion on this interim financial information based on our review.

Scope of the review

We conducted our review in accordance with Brazilian and international standards for reviewing interim financial information (NBC TR 2410 and ISRE 2410 - Review of Interim Financial Information Performed by the Independent Auditor of the Entity). A review of interim financial information consists principally of applying analytical and other review procedures, and making enquiries of and having discussions with persons responsible for financial and accounting matters. An interim review is substantially less in scope than an audit conducted in accordance with auditing standards and does not provide assurance that we would become aware of any or all significant matters that might be identified in an audit. Accordingly, we do not express such an audit opinion.

Conclusion on the interim financial information

Based on our review, we are not aware of any fact that would lead us to believe that the interim financial information included in Quarterly Information referred to above has not been prepared, in all material respects, in accordance with NBC TG 21 (R4) and IAS 34, applicable to the preparation of Quarterly Information, and presented in accordance with the standards issued by CVM.



Emphasis

Operation “Decantação”

We draw attention to Note 40, which discloses the events and measures taken by the Company arising from Operation “Decantação”, carried out by the Brazilian Federal Police and by the Brazilian Federal Public Prosecutor’s Office (MPF). The lawsuit is still in progress and in phase of receipt of the accusation filed by the MPF, with no updates until the end of our audit. Our conclusion is not modified in respect of this matter.

Other matters

Interim statements of value added - supplementary information

The interim financial information referred to above includes the interim statements of value added for the six-month period ended June 30, 2024, prepared under the responsibility of the Company’s Management and presented as supplementary information for the purposes of IAS 34. These statements were submitted to review procedures performed alongside the review of the interim financial information, for the purpose of concluding whether they are reconciled with the interim financial information and accounting records, as applicable, and if their form and contents meet the criteria defined in NBC TG 09 - Statement of Value Added. Based on our review, we are not aware of any fact that would lead us to believe that these interim statements of value added were not prepared, in all material respects, in accordance with the criteria established in this Technical Pronouncement and consistently with the interim financial information taken as a whole.

The accompanying financial information has been translated into English for the convenience of readers outside Brazil.

Goiânia, August 08, 2024.



BDO RCS Auditores Independentes SS Ltda.
CRC 2 GO 001837/F-4

Eduardo Affonso de Vasconcelos
Accountant CRC 1 SP 166001/O-3 - S - GO

STATEMENTS OF FINANCIAL POSITION
(In thousands of Brazilian Reais)

	Note	06/30/2024	12/31/2023		Note	06/30/2024	12/31/2023
Assets				Liabilities			
Current				Current			
Cash and cash equivalents	4	28,462	59,266	Trade accounts payable	19	159,652	205,653
Financial investments	5	546,773	815,781	Loans and financing	20. a	24,639	23,280
Marketable securities	6	280	271	Debentures	20. b	235,626	225,490
Receivables from customers	7	620,973	602,855	Leases	20. d	38,834	36,468
Inventories	8	113,458	109,034	Labor liabilities	21	187,420	141,657
Recoverable taxes	9	30,980	24,913	Provision for profit sharing to employees		27,945	49,628
Prepaid expenses and advances	10	38,916	19,444	Tax obligations	22	63,284	64,778
Outsourcing	11	20,086	11,858	Installment payments	23	2,615	3,500
Other accounts receivable	12	19,625	20,694	Consortiums	25	-	3,480
		1,419,553	1,664,116	Contract-related advance	26	2,489	2,489
				Other accounts payable	27	16,184	13,322
				Outsourcing	11	399	976
				Dividends and Interest on Equity Capital Payable	30. f	66,370	138,666
						825,457	909,387
Noncurrent				Noncurrent			
Marketable securities	6	21,500	7,197	Loans and financing	20. a	183,827	152,617
Receivables from customers	7	38,860	37,000	Debentures	20. b	558,721	669,345
Recoverable taxes	9	6,999	8,540	Leases	20. d	85,397	103,742
Prepaid expenses	10	284,995	269,211	Tax obligations	22	24,224	30,155
Outsourcing	11	1,671,665	1,651,682	Installment payments	23	11,236	12,113
Other accounts receivable	12	3,173	3,398	Contract obligations	24	10,147	10,147
Court deposits	13	9,673	14,576	Contract-related advance	26	4,770	6,015
Deferred taxes	14.2	-	4,940	Provision for legal claims	28	191,048	206,177
Subventions Receivable	18. b	15,104	6,516	Outsourcing	11	1,671,665	1,651,682
		2,051,969	2,003,060	Subventions	18. a	132,913	143,946
				Deferred taxes	14.2	9,197	-
				Actuarial liabilities	29	56,711	56,711
						2,939,856	3,042,650
Fixed assets	15	403,620	420,962	Equity			
Contract assets	16	911,442	833,280	Capital stock	30. a	2,515,546	2,515,546
Intangible assets	17	3,276,756	3,115,563	Statutory reserve	30. c	107,735	107,735
		4,591,818	4,369,805	Reserve for investments	30. d	1,465,781	1,465,781
				Asset and liability valuation adjustment	30. e	33,310	33,311
				Retained earnings for the period		213,084	-
				Other comprehensive income		(37,429)	(37,429)
						4,298,027	4,084,944
Total Assets		8,063,340	8,036,981	Total liabilities		8,063,340	8,036,981

The accompanying notes are an integral part of this interim financial information.

STATEMENTS OF INCOME
(In thousands of Brazilian Reals)

		04/01/2024 to 06/30/2024	01/01/2024 to 06/30/2024	Restated 04/01/2023 to 06/30/2023	Restated 01/01/2023 to 06/30/2023
	Note				
Net revenues					
Revenue from Sewage and Water Supply Services		820,038	1,582,909	757,952	1,423,756
Revenue from construction		117,287	306,698	77,636	148,802
Revenue from technical services		645	1,204	591	1,182
Outsourcing		2,275	4,550	2,275	4,550
	31	940,245	1,895,361	838,454	1,578,290
Costs					
Costs of services rendered	32	(353,218)	(692,285)	(302,374)	(605,974)
Construction costs	32	(117,287)	(306,698)	(77,636)	(148,802)
	32	(470,505)	(998,983)	(380,010)	(754,776)
Gross profit		469,740	896,378	458,444	823,514
Selling expenses	32	(87,772)	(168,827)	(77,934)	(151,094)
Administrative expenses	32	(132,689)	(267,080)	(120,000)	(242,635)
Tax expenses		(7,732)	(24,099)	(22,773)	(25,972)
Other operating revenues/expenses	34	(30,104)	(33,075)	(92,283)	(65,995)
		(258,297)	(493,081)	(312,990)	(485,696)
Income before financial income		211,443	403,297	145,454	337,818
Net financial losses	35	(8,827)	(17,882)	(2,203)	(12,991)
Income before taxes		202,616	385,415	143,251	324,827
Current Income and Social Contribution taxes		(41,270)	(91,825)	(48,688)	(79,580)
Deferred Income and Social Contribution taxes	14.2	(13,650)	(14,137)	8,261	(12,681)
Net income for the period		147,696	279,453	102,824	232,566
Earnings per share	30.g	0.05871	0.11109	0.04088	0.09245

The accompanying notes are an integral part of this interim financial information.

STATEMENTS OF COMPREHENSIVE INCOME (In thousands of Brazilian Reais)

	04/01/2024 to 06/30/2024	01/01/2024 to 06/30/2024	04/01/2023 to 06/30/2023	01/01/2023 to 06/30/2023
Net income for the period				
Net income for the period	147,696	279,453	102,824	232,566
Other comprehensive income				
Realization of deemed cost, net of deferred taxes	-	1	-	1
Comprehensive income for the period	<u>147,696</u>	<u>279,454</u>	<u>102,824</u>	<u>232,567</u>

The accompanying notes are an integral part of this interim financial information.

Saneamento de Goiás S.A.

STATEMENTS OF CHANGES IN EQUITY (In thousands of Brazilian Reals)

	Capital stock	Statutory reserve	Reserve for investments	Asset and liability valuation adjustment	Other comprehensive income	Retained earnings/Accumulated losses	Total Equity
Balances as at January 01, 2023	2,515,546	78,543	1,049,781	33,313	-	-	3,677,183
Net income for the period	-	-	-	-	-	232,566	232,566
Interest on equity capital	-	-	-	-	-	(55,234)	(55,234)
Realization of deemed cost	-	-	-	(1)	-	1	-
Balances as at June 30, 2023	2,515,546	78,543	1,049,781	33,312	-	177,333	3,854,515
Balances as at January 01, 2024	2,515,546	107,735	1,465,781	33,311	(37,429)	-	4,084,944
Net income for the period	-	-	-	-	-	279,453	279,453
Interest on equity capital	-	-	-	-	-	(66,370)	(66,370)
Realization of deemed cost	-	-	-	(1)	-	1	-
Balances as at June 30, 2024	2,515,546	107,735	1,465,781	33,310	(37,429)	213,084	4,298,027

The accompanying notes are an integral part of this interim financial information.

STATEMENTS OF CASH FLOWS
(In thousands of Brazilian Reais)

	Note	06/30/2024	06/30/2023
Net cash from operating activities		<u>352,547</u>	<u>303,356</u>
Cash from operations		<u>476,518</u>	<u>432,266</u>
Net income for the period		<u>279,453</u>	<u>232,566</u>
Adjustments to reconcile net income			
Depreciation and amortization		95,660	85,939
Write-off of investment, fixed assets and intangible assets/Inventory adjustment		325	110
Discount to present value - receivables	34	(117)	(774)
Deferred taxes - Income Tax (IRPJ)/Social Contribution Tax (CSLL)	14.1	14,137	12,681
Charges on loans, financing and leases		74,124	67,104
Capitalized interest	20.c	(5)	(5)
Returns on financial investments	6	(312)	(339)
Provisions/ Reversals	33	13,253	34,984
Changes in assets and liabilities		<u>(131,488)</u>	<u>(135,632)</u>
Receivables from customers	39	(69,806)	(94,792)
Recoverable taxes	39	(4,256)	(390)
Inventories	39	(4,118)	(17,626)
Prepaid expenses and advances to employees		(35,256)	(12,747)
Court deposits		4,903	(583)
Trade accounts payable		(46,001)	(34,632)
Consortiums		(3,480)	-
Labor liabilities		45,763	19,964
Tax obligations		(7,425)	2,125
Installment payments		(1,762)	979
Contract obligations		-	(4,349)
Outsourcing		(8,805)	7,663
Contract-related advance		(1,245)	(1,244)
Others		<u>7,517</u>	<u>6,722</u>
Other accounts receivable	39	4,655	2,876
Other accounts payable		2,862	3,846
Net cash from investing activities		<u>(85,651)</u>	<u>(97,589)</u>
Fixed assets acquisition	15.1	(3,792)	(14,387)
Contract assets	39	(150,826)	(95,108)
Intangible assets acquisition	17	(179,105)	(68,989)
Inventory acquisition for constructions	16	(3)	(1,325)
Marketable securities		(14,000)	7,256
Financial investments		269,008	74,964
Subvention adjustments		(6,933)	-
Net cash from financing activities		<u>(297,700)</u>	<u>(269,415)</u>
Loans and financing raised	20.c	37,404	201
Amortization of loans and financing	20.c	(112,580)	(107,352)
Payment of Finance Charges on fundraising	20.c	(61,096)	(62,587)
Leases	20.d	(24,633)	(24,190)
Subventions	18.a	1,871	19,901
Payment of interest on equity capital		(138,666)	(95,388)
Increase/(decrease) in cash and cash equivalents, net		<u>(30,804)</u>	<u>(63,648)</u>
Beginning balances of cash and cash equivalents	4	59,266	81,606
Final balances of cash and cash equivalents	4	28,462	17,958

The accompanying notes are an integral part of this interim financial information.

STATEMENTS OF VALUE ADDED

(In thousands of Brazilian Reais)

			Restated
	Note	01/01/2024 to 06/30/2024	01/01/2023 to 06/30/2023
Revenues			
Sales of goods, products and services		1,747,534	1,569,672
Revenue from construction	31	306,698	148,802
Allowance for doubtful accounts / Reversal	33	(49,945)	(56,544)
Statute of limitations/Credit Recovery	33	10,025	13,076
Outsourcing	31	4,550	4,550
Revenue from technical services	31	1,204	1,182
Other revenues		27,832	2,803
		<u>2,047,898</u>	<u>1,683,541</u>
Inputs acquired from third parties			
Costs of goods and services sold		(261,297)	(223,525)
Consumed raw materials		(6,882)	(4,505)
Energy and third-party services		(132,940)	(114,065)
Construction cost		(306,698)	(148,802)
Provision/Reversal of Inventory losses		(120)	2,346
Other expenses		(57,677)	(46,890)
		<u>(765,614)</u>	<u>(535,441)</u>
Gross value added		1,282,284	1,148,100
Withholdings			
Depreciation/amortization		(95,660)	(85,939)
Provisions/ Reversals		36,812	19,214
		<u>(58,848)</u>	<u>(66,725)</u>
Net value added		1,223,436	1,081,375
Value added received through transfer			
Financial revenues	35	67,385	66,545
		<u>67,385</u>	<u>66,545</u>
Total value added to be distributed		<u>1,290,821</u>	<u>1,147,920</u>
Value added distribution		<u>1,290,821</u>	<u>1,147,920</u>
Personnel and charges			
Direct compensation		393,290	345,142
Benefits		97,932	94,875
Severance Pay Fund (FGTS)		31,506	28,459
		<u>522,728</u>	<u>468,476</u>
Taxes, fees and contributions			
Federal		360,697	325,550
Federal - Deferred IRPJ/CSLL		14,137	12,681
State		15,974	17,676
Municipal		6,078	6,126
		<u>396,886</u>	<u>362,033</u>
Return on debt capital			
Interest		85,267	79,536
Rent		6,487	5,309
		<u>91,754</u>	<u>84,845</u>
Return on equity capital			
Interest on equity capital		66,370	55,234
Retained earnings for the period		213,083	177,332
		<u>279,453</u>	<u>232,566</u>

The accompanying notes are an integral part of this interim financial information.

Notes to the interim financial information as at June 30, 2024
(In thousands of Brazilian reais, unless otherwise stated)

Contents:

1. General information
2. Basis of preparation of interim financial information and summary of material accounting practices
3. Risk management and financial instruments
4. Cash and cash equivalents
5. Financial Investments
6. Marketable securities
7. Receivable from consumers
8. Inventories
9. Recoverable taxes
10. Prepaid expenses and advances
11. Outsourcing
12. Other accounts receivable
13. Court deposits
14. Taxes on income
15. Fixed assets
16. Contractual assets
17. Intangible assets
18. Government Grants
19. Trade Accounts Payable
20. Loans and financing
21. Labor liabilities
22. Tax liabilities
23. Installment payments
24. Contractual obligations
25. Jointly controlled enterprises - Consortium
26. Contractual advances
27. Other accounts payable
28. Provision for lawsuits
29. Employee benefits
30. Equity
31. Net operating revenue (expenses)
32. Costs and expenses
33. Other operating revenues and expenses
34. Net financial income (loss)
35. Service Index
36. Insurance
37. Related-party transactions
38. Compensation of Management, Tax Board and Statutory Committee
39. Supplementary cash flow information
40. "Operação Decantação" (investigation process)
41. Virtual storeroom

1. General information

Saneamento de Goiás S.A. - Saneago (the “Company” or “Saneago”) is a government-controlled publicly traded company registered with the Brazilian Securities and Exchange Commission (“CVM”). It was established according to State Law 6,680 as at September 13, 1967. It is headquartered at Av. Fued José Sebba 1,245, Setor Jardim Goiás, Goiânia-GO and is enrolled with the registry of legal entities (CNPJ) under number 01.616.929/0001-02.

Saneago renders water supply and sewage services in the state of Goiás, preferably through government concessions and/or joint management, in public or private systems. As set in the Company’s articles of incorporation, the Company is responsible for preparing studies, projects and research, carrying out construction work and rendering consulting services, as well as services relating to water supply and sewage; final destination of domestic and industrial effluents, solid waste and their byproducts; urban cleaning; drainage and management of urban rainwater; and protection of water resources and the environment. However, urban cleaning, handling of solid residues and the services of drainage depend on technical approval and may only be rendered upon specific service contracts. Currently, the Company does not have any contracts of urban cleaning or handling of solid residues.

Also, Company’s bylaws aim to ensure new business arrangements and expand the Company’s competitive capacity and efficiency, with formation of partnerships and establishment of domestic controlled companies and a special purpose entity.

The Company complies with Law 13.303 of June 30, 2016, in full by addressing the articles of incorporation of federal, state and local public companies and of government-controlled enterprises and their subsidiaries. Moreover, Saneago is constantly acting to improve actions seeking compliance to State Decree 9.406/2019 which established a public compliance program to assure that Saneago’s Management complies with moral and legal standards, as well as realization of public actions and satisfaction of citizens, fostering ethics, transparency, responsibility and risk management. The Committee of Compliance, with a permanent advisory role as for matters relating the compliance program has as purpose to ensure the implementation of the mentioned axes.

Considering the growing market concern for best corporate, environmental, social and governance practices, the Company has a committee with representatives from different areas of the Company was organized, which is responsible for the strategies, guidelines and other sustainability matters, including corporate guidelines and acts in the management of environmental, social and governance matters (ESG - Environmental, Social and Governance). Among the actions carried out by the committee, the following are highlighted: preparation of Sustainability Policy, preparation of Sustainability Report by a specialized consulting company, definition of ESG indicators and contractual clauses and creation of Innovation Program. Furthermore, Saneago is part the Global Compact, which is an initiative proposed by the United Nations to encourage companies to adopt corporate social responsibility and sustainability policies.

New Legal Framework on Basic Sanitation

On July 15, 2020, Law 14.026/2020 was enacted amending the Brazilian basic sanitation regulatory framework. The main points changed were I) Legal Targets of Universalization; II) Regionalization: preference to regional provision of services and not to fragmented ones; III) Regulation: the National Water Agency (ANA) is now responsible for establishing general regulatory guidelines to the domestic industry; IV) Competition: the principle of competitive selection of service providers was established.

As for the targets, new goals were established regarding the universalization of services, including water supply, sewage collection and treatment and solid waste management, which must be reached by 2033.

As for the regionalization process, on May 22, 2023, the state issued Statute No. 182/2023, establishing the Basic Sanitation Microregions (MSB) and their respective governance structures. Three MSBs were established in the State, they are: East, Center and West; and their respective governance structures consist of: i) Microregion Committee, a decision-making body; ii) Technical Committee, a technical and advisory body; iii) Participatory Council; iv) General Secretary, an elected executive officer; and v) Integrated system for the management of resources and rendering of accounts regarding resources managed for each microregion.

During second assembly of each respective microregion, which occurred on December 20, 2023, the direct rendering of sanitation services by Saneago was approved for the locations whose service rendering contracts have expired. The alignment of maturity dates for the contracts in effect to December 17, 2049, was also approved. Only necessary technical adjustments are needed to formalize each situation's documents, as per the Microregion Committees decision.

The new sanitation framework has also introduced the requirement, as per Article 10-B of Federal Law No. 11.445/2007, that service providers should demonstrate having the necessary economic and financial capacity to comply with the contracts. While Decree No. 11.598/2023 was in effect, Ernest Young, an independent certifier, confirmed that the company complied with the adequacy requirements on the base date of December 31, 2023, showing that it meets the minimum benchmark indexes of economic-financial indicators, that the net present value of the global cash flows of contracts is greater than zero and that the Company's fundraising plan is compatible with its feasibility studies. The study has already considered the scenarios arising from Regionalization in the state of Goiás, including in its scope of analysis all the municipalities in which the Company has service rendering in force and was approved by Joint Technical Note No. 2/2024 of Regulatory Agencies of Goiás (AGR) with the municipal agencies of Goiânia (Goiânia's Regulatory Agency - AR), Rio Verde (Municipal Agency of Regulation of Water and Sewage Services - Amae) and Anápolis (Regulatory Agency of the Municipality of Anápolis - ARM), being sent to the National Water and Basic Sanitation Agency (ANA), in compliance with the provisions of the legislation.

Also within the corporate scope, in addition to the reform carried out in its creation law (Law No. 6.680/1967) and the structuring to meet the requirements of the New Framework, the Company created a specialized unit to ensure its capacity to participate in bidding processes and fulfill its obligations more efficiently.

Program contracts and concession contracts:

As at June 30, 2024, Saneago has 223 contracts under operation, which are distributed as follows: 62 program contracts, 80 concession contracts and 81 concession under direct service rendering contracts, all of them maturing December 17, 2049, as per the approval of State of Goiás microregion Committee.

The following table breaks down the Company's share in net revenue for each type of service contract:

Type of contract	West Microregion No. of Municipalities	% Net revenue	Center Microregion No. of Municipalities	% Net revenue	East Microregion No. of Municipalities	% Net revenue	Total No. of Municipalities	% Net revenue
Program	18	5.98%	20	46.12%	24	19.63%	62	71.73%
Concession	31	2.88%	28	4.73%	21	4.90%	80	12.51%
Direct service rendering	30	7.07%	35	6.75%	16	1.94%	81	15.76%
Total	79	15.93%	83	57.60%	61	26.47%	223	100.00%

On September 01, 2023, the municipality of Leopoldo de Bulhões has amicably resumed the rendering of sanitation services and has agreed to pay Saneago the amount of R\$ 1,602 in 45 monthly installments. Billings for this municipality were R\$ 932 in 2Q2023.

The operations of the Company are concentrated in the Municipality of Goiânia, which represented 36.50% of the Company's net revenue for June 30, 2024 and 35.09% of Intangible Assets (36.18% of net revenue and 34.51% of intangible assets as at December 31, 2023).

Price adjustment

The Control and Inspection Council of Public Services of the city of Goiânia (AGR), the Goiânia's Regulatory Agency (AR) and the Municipal Agency for Regulation of Water and Sewage Services (AMAE) authorized the second adjustment (within the current tariff cycle) by 1.95% applied as from April 1, 2024.

Approval for issuance of interim financial information

Issuance of this interim financial information was approved by the Board of Directors on August 08, 2024.

2. Basis of preparation of interim financial information and summary of material accounting practices

Despite being allowed by CPC 21 (R1) and the guidelines contained in Circular Letter CVM/SNC/SEP/Number 003/2011, the Company chose to re-disclose the details presented, in note 2 "Basis of preparation for the interim financial information and summary of material accounting practices".

2.1 Declaration of compliance

The interim financial information has been prepared according to Brazilian accounting practices, which encompass Laws 6.404/76 and 11.638/07, Brazilian Corporate Law, pronouncements, guidelines and accounting interpretations issued by the Committee of Accounting Pronouncements, as approved by the Brazilian Securities and Exchange Commission (CVM) and Federal Accounting Council.

The interim financial information is also in alignment with International Financial Reporting Standards (IFRS) issued by the International Accounting Standards Board (IASB).

The interim financial information has been prepared based on historical cost and adjusted to reflect the deemed cost of plots of land, building, furniture and fixtures, machinery and equipment, vehicles and IT equipment at the date of transition to IFRS. Such assets cannot be returned to the grantor.

The Company's Management declares that all significant information is included in the individual and consolidated interim financial information and corresponds to the one used by Management in its administration.

2.2 Functional currency

The functional currency of Saneago is the Brazilian real (R\$) and all amounts are expressed in thousands of Brazilian reais.

2.3 Main accounting judgments and estimates

The preparation of interim financial information involves the use of certain assumptions and judgment in the application of the Company's accounting policies, which are continually evaluated based on past experience and other factors, including projection of future events that are deemed reasonable in the circumstances. Thus, estimates may differ from actual results.

The policies for material and specific estimates applied by the Company are the following:

a) Allowance for doubtful accounts and write-off per maturity

To write-off customers receivables (effective loss), the Company adopts the commercial maturity criteria, which are 10 years for private customers and 5 years for public customers, refraining from using tax criteria (Law No. 9.430/1996).

Losses are estimated applying the expected loss model, considering a provision matrix applied as accounts receivable age, whose percentages are determined based on the history of default in the two years prior to disclosure. Due to different payment profiles, matrices are calculated separately for private and public customers, not considering those that have filed legal proceedings against the Company.

b) Inventory losses

To measure the provision for inventory losses, the Company evaluates the applicability of obsolescence for items that were not moved in the previous 12 months, applying the gradual percentages, according to each item's aging period.

2.4 Operating revenue

a) Revenue from sanitation services

Revenue from the water supply and sewage services is recognized as the services are rendered and measured, thus, revenue incurred and not yet billed (measured) until the end of each period is estimated and recognized in trade accounts receivable.

b) Revenue from construction work

The Company's revenue and costs relating construction services or infrastructure improvements to water supply and sewage services are accounted for. There is no markup, considering that: (i) the Company's business purpose is the supply of water and sewage services; (ii) all revenue from construction relates to the building of infrastructure to reach its business purpose; and (iii) the Company outsources the infrastructure construction to non-related parties. All additions made to intangible assets and contract assets in progress are recognized on a monthly basis in the statement of income as construction revenue and costs.

2.5 Cash and cash equivalents

Cash and cash equivalents are composed of petty cash, cash at banks, billing, deposits linked to construction work and short-term financial investment, which is readily redeemable and with expected use by the Company for a period of six months, presenting insignificant risk of change in fair value. Those balances are kept with the purpose of meeting short-term obligations and not for investment or other purposes.

2.6 Receivables from consumers

Amounts are recognized at nominal value as the services are provided and billed (measured). Services rendered that go beyond the measurement period are estimated and recorded as estimation of amounts to be billed at present value, without any additions.

Receivables to be settled in installments and financed services are adjusted at the moment of negotiation considering the whole period until the installments will be received. The amounts are separated into current and noncurrent assets according to the maturities of the installments, and discounted to present value with the recognition of financial expenses at the rate applied at the moment of negotiation.

2.7 Fixed assets

Fixed assets are carried at purchase and/or construction cost and cannot be returned to the grantor. Depreciation is calculated by the straight-line method and realized throughout the assets economic useful life, determined according to a report of an independent appraisal firm.

2.8 Intangible assets

Intangible assets are recognized at acquisition and/or construction costs, including the capitalization of personnel expenses and financing interest attributable to each item. Amortization is calculated on a straight-line basis and realized along their economic useful lives, which are based on a report of an independent appraisal firm.

In compliance with standard ICPC 1 - Concession Contracts, this group of accounts includes the assets used in the water and sewage systems linked to the concessions.

The control over construction in progress and the respective transfer of the items to assets in operation (finished assets) is made upon documentation issued by the unit responsible for the execution of the work, informing that the asset is finished.

The useful lives of fixed and intangible assets, calculated from a study conducted in 2023, whose valuation report was issued on December 19, 2023, are described below:

Nature of the assets	EUL*	Nature of the assets	EUL*
Civil construction	50	Computer programs	13
Dams	50	Equipment - Metering pumps	13
Reservoirs and Tanks - Concrete	50	Hydrometers	11
Decanters and Ponds	50	Vehicles	11
Piping	40	Machinery and Tractors	10
Generator sets	30	Equipment - Sewage pumps	10
Building connections	30	Treatment Equipment	10
Water wells	25	Laboratory Equipment	10
Renewable Energy Systems	25	IT equipment - Switch	10
Deemed Cost (General)	25	Other equipment	9
Electrical substation system	20	IT equipment - Servers	8
Reservoirs and Tanks - Metal	20	IT equipment - Endpoints	7
Environmental Protection and Preservation - Reforestation	17	IT equipment - Lease	7
Environmental Protection and Preservation - Fencing	15	Vehicles - Right of Use	4
Equipment - Air Conditioning	15	Software - Right of Use	3
Equipment - Other Pumps	15	IT equipment - No breaks	2
Macro-meters	15	Works of art	-
Equipment - Engines	14	Plots of land	-
Furniture and fixtures	13	Easement	-

**Economic Useful Life*

a) Concession and Program contracts

The infrastructure linked to concession and program contracts is governed by standard ICPC 01 - Concessions. Assets are recorded as concession-linked intangible assets, considering the Company is entitled to charge for the use of those assets and the users (consumers) have the main responsibility of paying for the services.

Item 1 of article 29 of the Brazilian sanitation framework (Law 11.445/2007, amended by Law 14.026/2020, resulting in the "New Sanitation Framework") indicates that the economic and financial sustainability of public sanitation services has to be assured through the amounts charged for services, preferably in the form of tariffs.

In spite of the expectation of remuneration preferably in the form of tariffs, it is known that the Company's operating income (loss) in the municipalities is not always enough to amortize the investments made, during the period in which services are rendered. The amortization of the investments in concessions is not limited to contractual terms, because this system is ruled by the reasonability of tariffs during the rendering of services, and thus, the term of the contract is not always enough for the amortizations. Accordingly, the compensation for investments not yet amortized is left as a form of remuneration, which is provided for in the sanitation legislation, which establishes that the transfer of services from one provider to another is conditioned to the previous compensation of the investments linked to reversionary assets not yet amortized or depreciated.

After regionalization of sanitation services in the State of Goiás, a municipality may withdraw itself if the microregion committee so approves, as long as the following is observed: i) the microregion's economic balance will not be jeopardized; ii) single tariff; iii) previous compensation for indemnity purposes. As for the regulatory aspect, each microregion has the assignment of defining its regulating body, which has still not happened, as per the reference standards issued by ANA.

Accordingly, Saneago's departure from the sanitation services operation must be preceded by administrative procedures for the effective compensation of the assets not yet amortized. The obligation of compensation obliges the granting power to anticipate the termination of the contract and proceed with the analyses, evaluations and settlements needed to determine the value of the compensation it owes to the concessionaire. Thus, until the due administrative process is initiated for settlement of the contract, with payment of the due compensation to the Company, the Municipality cannot retake, and Saneago cannot transfer the services, without due settlement.

As for the specific definition of the criteria to be observed in cases of indemnity of nonamortized assets, Saneago awaits the issuing of the regulatory standards by the regulatory bodies of the state of Goiás. Thus, while there is no regulation on how to calculate the amounts for the indemnity relative to Saneago's assets following the resumption of sanitation service rendering by the municipalities, and considering that: i) Saneago is now legally responsible for the rendering of services in those municipalities; ii) if the municipality decides to bid its systems, the previous compensation for indemnity purposes on realized and non-amortized investments is secured by the Law; iii) such indemnity payment constitute a fact that predates the termination of the legal relationship between the parties, intangible assets are held without bifurcation in financial assets, which are amortized at the respective useful lives.

As soon as the matters above are defined, which do not depend on the Company's actions, the bifurcation policies for investments currently adopted should be reviewed.

b) Government subsidies

When government subsidies related to assets are received, but not all condition have been fulfilled yet, they are recognized in the statement of financial position in a liability account. When the established condition of immobilization of the work is fulfilled, they are recognized in assets by deducting the carrying amounts of the related item, having the net assets value zero effect.

2.9 Impairment of non-financial assets

The Company has reviewed the value of its finite useful life assets, which include, among others, intangible assets linked to concession/program contracts relating to water supply and sewage systems, and no impairment loss was found.

Additionally, the Company adopts impairment for construction works that have been paralyzed for more than a year and with no expectation of cash generation, with direct and indirect costs fully provisioned. If the works are resumed, the incurred losses are calculated and recognized in the statement of income for the year. The amount of the provision for impairment related to paralyzed works is R\$116,383 as at June 30, 2024 (R\$ 116,383 as at December 31, 2023).

2.10 Profit sharing

Saneago's employees are entitled to profit sharing according to article 75, paragraph 3 of the Company's articles of incorporation. Profit sharing must comply with the Company's regulations and legislation in force, pursuant to the provisions of articles 189 and 190 of Brazilian Corporate Law.

The Company recognizes a provision of 10% on income for the quarter (maximum amount to be distributed), which is to be adjusted at the end of the year in accordance with an assessment on targets achieved, reflecting the estimated values distributable in the following year. The effective realization depends on approval by the Governance Agencies and the Company adopts as practice the recording of Profit Sharing under "Other operating expenses/revenues", since this arises from its operations and trading and managing efforts, and these occur regardless of the distribution of profit sharing.

The Company adopts as practice the recording of Profit Sharing under "Other operating expenses/revenues", since this arises from its operations and trading and managing efforts, and these occur regardless of the distribution of profit sharing.

2.11 Segment reporting

Given the characteristics of the Company, which works in an industry considered an essential public service (sanitation), the investment decisions Management makes are guided mainly by social and environmental responsibility. Water supply and sewage services are classified as a single segment for all municipalities in the state of Goiás, with which the Company has

contract. The main factor for that classification is the existence of a cross subsidy in the rendering of water supply and treatment of sewage. Measurement of performance and reporting in a single segment are consistent with the policies adopted in the preparation of the interim financial information, seeing that in analyzing performance, Management uses that criterion.

2.12 Non-Material Restatement of balances as at June 30, 2023, for comparison purposes

The Company restated the interim financial information for 2023 with the purpose of reflecting the correct non-material classification of expenses on lawsuits, which were moved to "Other operating expenses/revenues", since they are not directly connected to operating income (loss) for the period.

Said adjustments are as follows:

Statement of income as at June 30, 2023 (Restated)

	Stated		Adjustment		Restated	
	04/01/2023 to 06/30/2023	01/01/2023 to 06/30/2023	04/01/2023 to 06/30/2023	01/01/2023 to 06/30/2023	04/01/2023 to 06/30/2023	01/01/2023 to 06/30/2023
Net revenues	838,454	1,578,290	-	-	838,454	1,578,290
Operating costs	(380,024)	(754,857)	14	81	(380,010)	(754,776)
Gross profit	458,430	823,433	14	81	458,444	823,514
Operating expenses	(312,976)	(485,615)	(14)	(81)	(312,990)	(485,696)
Income before financial income (loss)	145,454	337,818	-	-	145,454	337,818
Net financial income (loss)	(2,203)	(12,991)	-	-	(2,203)	(12,991)
Income before taxes	143,251	324,827	-	-	143,251	324,827
Current Income and Social Contribution taxes	(48,688)	(79,580)	-	-	(48,688)	(79,580)
Deferred Income and Social Contribution taxes	8,261	(12,681)	-	-	8,261	(12,681)
Net income for the year	102,824	232,566	-	-	102,824	232,566
Earnings per share	0.04088	0.09245			0.04088	0.09245

This reclassification has no effect on income for the year, changes in equity, cash flows and earnings per share for the three- and six-month periods ended June 30, 2023.

3. Risk management and financial instruments

3.1 Financial risk factors

The Company's businesses, financial standing and results operations may be affected by changes in economy, exposing it to:

- a) Market risk (interest rate and foreign currency rate fluctuations);
- b) Credit risk;
- c) Liquidity risk;
- d) Risks associated with concession/program contracts.

(a) Market risk (interest rate)

Saneago is exposed to fluctuations in the interest rates of loans, financing, Debentures, and short-term financial investment. That could impact payments and receiving of amounts, as well as cash flows. Such rates are the Reference Rate (TR), Secured Overnight Financing Rate (SOFR), the rate of Certificates of Interbank Deposit (CDI) or inflation indexes, such as the Amplified Consumer Price Index (IPCA).

To mitigate such risk, the Company may use the following financial instruments and strategies: Swap contracts, renegotiation of contracts or anticipated settlement.

Debt Sensitivity

In determining the sensitivity to interest rate risk, the following rates were analyzed: IPCA, CDI, SOFR and TR. Therefore, based on current values or market expectations for the closing rates for the period of these indexes, referenced by the Focus report of July 2024, three scenarios were simulated - the probable scenario considers the maintenance of the current value or the expected evolution of the rates, whereas scenarios II and III consider appreciation of the rates by 25% and 50%, respectively:

Index	Exposure	Debt sensitivity - 06/30/2024					
		Probable scenario		Scenario II		Scenario III	
		Rates	Amount	Rates	Amount	Rates	Amount
IPCA (FCO)	57,760	4.05%	60,099	5.06%	60,683	6.08%	61,272
CDI (Banks + Debentures)	798,740	10.40%	881,809	13.00%	902,576	15.60%	923,343
USD SOFR 3M (BID)	50,969	5.33%	53,686	6.66%	54,364	8.00%	55,047
TR (Caixa Econômica Federal)	98,774	1.11%	99,870	1.39%	100,147	1.66%	100,414
Subtotal	1,006,243		1,095,464		1,117,770		1,140,076
Transaction cost	(5,908)						
	1,000,335						
Not subject to risks							
FCO (Center Western	2,477						
Financing Program) - Cezarina							
(a)							
			1,002,812				

a) Contract with fixed interest

Exchange rate risk

Saneago is exposed to fluctuation in exchange rates of financial operations denominated in foreign currencies. That could lead to the possibility of the Company incurring losses due to higher financing liabilities and financial expenses.

With the purpose of managing the unpredictability of exchange rate fluctuations and optimizing cash, hedge instruments may be contracted, such as swap contracts, currency forward contracts (NDF), or financial investments in exchange funds limited to the amount of the corresponding liability. The contracting of those instruments depends on the ratio of cost to expected benefit of the instrument used.

As in the debt sensitivity analysis above, the balance used was that of foreign debt, i.e., the financing agreement with IDB, denominated in US dollars. Based on market expectations for the end of the year of this currency value (Focus report), relative to 2024, three scenarios were simulated. The probable scenario considers the expected evolution of the value of foreign currency, while the other scenarios assume appreciation or depreciation of exchange rates by 25% and 50%, respectively.

Currency	Sensitivity of debt in foreign currency - 06/30/2024					
	Exposure	Probable scenario	-25%	25%	-50%	50%
Debt in R\$ (IDB)	50,969	R\$5.30	R\$3.98	R\$6.63	R\$2.65	R\$7.95
Exposure in US\$	9,169	-	-	-	-	-
Debt in R\$ in the scenarios	-	48,596	36,447	60,745	24,298	72,894
Effects on income before taxation		2,373	14,522	(9,776)	26,671	(21,925)

Sensitivity of the debt in foreign currency with IDB

In relation to contract No. 1414/OC-BR executed between Saneago and the Inter-American Development Bank (IDB), no currency forward mechanisms have been adopted against oscillations in exchange variation. However, Management has evaluated the possibility of hedging against current and probable changes in the world economic scenario.

Regarding the reference interest rate for the IDB debt, the London Inter-bank Offered Rate (LIBOR) was discontinued and replaced by the Secured Overnight Financing Rate (SOFR), which is used in the IDB contract as from 2023.

In the Sensitivity Analysis for Foreign Currency Debts, the probable scenario indicates a Dollar closing rate of R\$ 5.30 for 2024, an exchange rate slightly lower than the closing exchange rate of June 2024, of R\$ 5.5589, indicating that, if the scenario of the Focus report materializes, there will be a reduction in the cost of debt due to the exchange rate variation. The Company will follow exchange rate volatility and, if necessary, adopt hedging instruments to mitigate this risk. We should point out, however, factors that have been substantially affecting domestic and foreign financial conditions, such as the high interest environment as a response to the resilience of economic activity and the somewhat slower retreat in inflation in the USA and the world, and also the increasing defaults and credit risks for companies. Also, in the foreign scenario, USA and countries in the Eurozone show modest economic growth and, globally, uncertainties remain about economic policies, economic slowdown and geopolitical type - notably commercial disputes may contribute to even lower global growth. Domestic factors are related to the Brazilian economy being able to absorb the hardships arising from the foreign scenario and the perspective given by structural reforms, especially related to the deterioration of fiscal targets and that favor the resumption of the economic recovery process.

The dollar rates of the scenarios were based on data the Brazilian Central Bank published in the FOCUS Market Report (Market Expectations) on June 22, 2024.

(b) Credit risk

Saneago provides services to almost all people of the state of Goiás. As for individual customers, the practice at the Company is to cut the services in the event of payment default, and no credit analysis is made. Such practice is not applicable to legal entities and government customers and Management has been making efforts to reduce contract default levels through negotiation with municipal governments and public agencies of the state of Goiás.

(c) Liquidity risk

Liquidity risk can be defined as the possibility of the Company not having enough funds to fulfill financial obligations or even having to pay extra costs due to shortage of funds at due dates as a result of a mismatch between payables and receivables.

The Company's liquidity risk associates mainly with its capacity of cash and borrowing funds from federal, state and private financial institutions. Besides, liquidity is affected by shortages of water, which have significant impact to the Company's revenue, as well as lower tariffs ordered by courts, reduction in demand, increase in default level and costs and expenses above projected limits, besides realization of non-recurrent expenses not accrued for.

The exposure to liquidity risk is mitigated by monitoring and management of cash inflows and outflows, so that the Company can fulfill its obligations.

(d) Risks associated with concession/program contracts

Saneago's results depend on the maintenance of contracts with the municipalities where it operates. Usually, the Concession Contracts and the Programs Contracts have 30-year terms, however, as disclosed in Note 1, the microregion committees have approved to align all the contracts maturity to December 17, 2049. The municipality is entitled to cancel contracts before expiration or do not give authorization for their renewal due to noncompliance with legal or contract obligations, upon compensation of the balances of investment not yet amortized, something guaranteed by law, as discussed in Note 2. 8 a), although it depends on the microregion to authorize it. The Microregion Committees decision on the maintenance of direct rendering of services by Saneago, as disclosed in Note 1, brings a higher level of legal safety to municipalities whose contracts have matured and where Saneago was only keeping the water supply and sewage systems working.

3.2 Capital management

The objective of managing capital is safeguarding the capacity of the Company continuing as a going concern, offering return to shareholders and benefits to other stakeholders, besides keeping an ideal capital ratio and reduce costs. The financial leverage ratio is tracked. It corresponds to net debt divided by total capital. Net debt, in its turn, corresponds to total loans and financing, less cash and cash equivalents and financial investments of immediate liquidity. Total capital is determined through the sum of equity as demonstrated in the statement of financial position with net debt.

	06/30/2024	12/31/2023
Net Financial Position		
Total loans/Debentures/Leases	1,127,044	1,210,942
(-) Cash and cash equivalents.	(28,462)	(59,266)
(-) Financial Investment (a)	(546,773)	(815,781)
(=) Net debt	551,809	335,895
(+) Total equity	4,298,027	4,084,944
(=) Total capital	4,849,836	4,420,839
Financial Leverage Index	11.38%	7.60%

(a) Immediate liquidity financial investments as per note 5.

4. Cash and cash equivalents

	06/30/2024	12/31/2023
Imprest fund	98	41
Bank checking accounts/billing	13,325	29,507
Banks - Accounts linked to construction work	80	79
Banks - Billing not yet released (a)	14,959	14,206
Financial investments (b)	-	15,433
	28,462	59,266

Refer to amounts held at banks and short-term financial investment with immediate liquidity and insignificant risk of change in value.

- (a) Refers to bank float that is released between 1 to 3 business days after the funds enter into the bank account;
- (b) The Company maintains in Cash and Cash Equivalents the investments expected to be used within six months. The balance of financial investments breakdown as follows:

	06/30/2024	12/31/2023
Banco do Brasil	-	1,759
Bradesco	-	11,772
Safra	-	12
Vórtex	-	1,890
	-	15,433

The average return on these investments as at December 31, 2023 was of 69.41% of CDI.

5. Financial investments

These refer to investments with immediate liquidity to meet short-term commitments. It differs from investments allocated to Cash and Cash Equivalents only in terms of their expected use by the Company, which is after six months, and breakdown as follows:

	06/30/2024	12/31/2023
B. Brasil	14,439	-
Bradesco	13,566	2,002
Itaú	22,526	36,612
Safra	13	-
Santander	490,497	775,190
Vortex	3,510	-
Toro	2,222	1,977
	<u>546,773</u>	<u>815,781</u>

The average return on the financial investments accumulated for 2Q2024 was 73.37% of CDI (87.89% of CDI as at December 31, 2023).

The market value of short-term financial investment is close to the one recorded in the interim financial information seeing it is pegged to the variation in CDI, or is composed of specific funds with variable yield, which are monthly checked through the statements issued by the financial institutions. The Company has no financial instruments measured at fair value.

6. Marketable securities

	06/30/2024	12/31/2023
Current		
Caixa Econômica Federal	280	271
	<u>280</u>	<u>271</u>
Noncurrent		
Caixa Econômica Federal	6,316	6,089
Banco Inter	1,167	1,108
Votorantim	14,017	-
	<u>21,500</u>	<u>7,197</u>
	<u>21,780</u>	<u>7,468</u>

Such investments are a contract demand. Guarantee reserves maturing after 12 months are classified as noncurrent assets. Contracts maturing within the next 12 months are carried in current assets, as well as other investment available within the year.

The amount of R\$ 312, was recorded in marketable securities, with no redemption in the period.

The average returns on marketable securities accumulated for 2Q2024 was 66.17% of Interbank Deposit Rate (CDI) (71.97% of the CDI (79.33% of CDI as at December 31, 2023).

7. Receivables from consumers

	06/30/2024			12/31/2023		
	Private	Public	Total	Private	Public	Total
Amounts billed and not yet due	144,939	19,413	164,352	140,006	16,774	156,780
Installments becoming due in more than 30 days	39,543	3,677	43,220	38,317	4,405	42,722
Overdue for up to 30 days	130,518	8,618	139,136	129,219	5,635	134,854
From 31 to 60 days overdue	48,556	2,650	51,206	49,053	3,546	52,599
From 61 to 90 days overdue	18,898	1,768	20,666	18,408	1,783	20,191
From 91 to 120 days overdue	13,608	1,632	15,240	14,146	1,723	15,869
From 121 to 180 days overdue	24,128	3,312	27,440	24,246	3,150	27,396
From 181 to 360 days overdue	62,563	8,938	71,501	57,872	7,654	65,526
From 361 days to 5 years overdue	186,657	25,430	212,087	149,126	18,534	167,660
From 5 to 10 years overdue	14,263	5,868	20,131	11,522	5,857	17,379
More than 10 years overdue	421	70	491	395	70	465
Collection to be identified	(53)	-	(53)	(52)	-	(52)
Estimate of amounts to be billed	118,730	9,437	128,167	115,477	8,504	123,981
(-) Discount to present value of receivables	(1,087)	(140)	(1,227)	(1,120)	(172)	(1,292)
(-) Allowance for doubtful accounts	(223,296)	(48,088)	(271,384)	(180,748)	(40,475)	(221,223)
Subtotal	<u>578,388</u>	<u>42,585</u>	<u>620,973</u>	<u>565,867</u>	<u>36,988</u>	<u>602,855</u>
Unbilled installments (noncurrent)	39,547	6,886	46,433	36,692	8,149	44,841
(-) Discount to present value of receivables	(4,842)	(1,253)	(6,095)	(4,645)	(1,502)	(6,147)
(-) Allowance for doubtful accounts	(1,045)	(433)	(1,478)	(1,072)	(622)	(1,694)
Subtotal	<u>33,660</u>	<u>5,200</u>	<u>38,860</u>	<u>30,975</u>	<u>6,025</u>	<u>37,000</u>
Total	612,048	47,785	659,833	596,842	43,013	639,855

During recognition, the amounts demonstrated above were equal to their respective fair values and do not consider fines, interest or any form of monetary adjustment payable on overdue amounts.

The change in the allowance for doubtful accounts, recognized pursuant to the policy mentioned in Note 2.3 is as follows:

Balance as at 12/31/2023	(222,917)
Recognition of allowance for doubtful accounts (Note 33)	(49,945)
Balance as at 06/30/2024	<u>(272,862)</u>

The credits are written off according to the applicable statute of limitations (commercial criterion) and while outstanding are provisioned according to the increase in default term, therefore reflecting the loss estimate of the customer portfolio.

The practice in relation to individual customers is initially notifying them about the debt through a message in the invoice of the following month. After notification, a period of 30 days is granted for payment and in the event the invoice is not paid, the supply of water is cut, what happens on average 48 days after the expiration of the original invoice in normal periods. For public customers, the cut does not occur, and only the debt notification step is applied. In addition, by means of Regulatory Resolution AGR/CR No. 9/2014 for activities considered essential, it is not possible to interrupt the water supply, and only the possibility of the flow reduction procedure is applicable.

8. Inventories

	06/30/2024	12/31/2023
Materials to be used in treatment stations	7,147	8,377
Materials to be used in pipelines	8,213	8,703
Electric materials and equipment	15,277	10,284
Tubes and connections for pipelines and water mains	31,431	35,096
Materials to be used in building pipelines	7,012	8,246
Water meters	22,973	19,669
Valves	9,503	9,621
Pumps	938	988
Sundry materials	13,208	10,276
(-) Provision for inventory losses	(2,244)	(2,226)
	<u>113,458</u>	<u>109,034</u>

The change in the provision for inventory losses, accrued for as described in Note 2.3, is broken down below:

Balance as at 12/31/2023	(2,226)
Reversal of net provision for inventory losses (Note 33)	(18)
Balance as at 06/30/2024	<u>(2,244)</u>

9. Recoverable taxes

	06/30/2024	12/31/2023
Current		
IRPJ	747	-
CSSL	276	-
Social Security Tax (INSS)	49	87
Withholding Income Tax (IRRF) (a)	15,365	7,007
Estimate of IRRF on financial investments	8,292	11,659
Credit - PIS/COFINS on Leases	3,518	3,427
Brazilian Federal Revenue Service	2,733	2,733
	<u>30,980</u>	<u>24,913</u>
Noncurrent		
Credit - PIS/COFINS on Leases	6,999	8,540
	<u>6,999</u>	<u>8,540</u>

(a) Increase refers to IRRF on gains from financial investments due to redemptions made in the quarter.

10. Prepaid expenses and advances

	06/30/2024	12/31/2023
Current		
Advances to suppliers	647	647
Advances for travel	333	229
Advances for vacation pay	4,729	6,907
Contractual indemnities (a)	12,520	11,661
Year-end bonus advance	20,687	-
	<u>38,916</u>	<u>19,444</u>
Noncurrent amounts		
Contractual indemnities (a)	284,995	269,211
	<u>284,995</u>	<u>269,211</u>

(a) This refers to payment of indemnities for anticipated renewal of contracts and anticipated interest, with the amounts amortized until the contractual term of each municipality.

11. Outsourcing

To assure compliance with Program Contracts executed between Saneago and the municipalities of Aparecida de Goiânia, Jataí, Rio Verde and Trindade, the Company chose to outsource sewage services through a bidding process, and contract # 1327/2013 went into effect on July 19, 2013.

Full operations began in November 2013 and the contract term ends on November 1, 2041, with contract 1327/2013 being currently managed by BRK Ambiental Goiás S.A.

The contract addresses regionalized provision of services by Saneago and has the following characteristics:

- The regulation agency is the Control and Inspection Council of Public Services (AGR) and the consenting intervening parties are the municipalities of Aparecida de Goiânia, Jataí, Rio Verde and Trindade. In Rio Verde, the contract-related regulatory matters will be under shared responsibility of AGR and Rio Verde's AMAE;
- Payment of R\$273,000 granting fees to Saneago in thirty (30) installments, annually adjusted according to the IPCA rate (National Consumer Price Index);
- Operation and expansion of collection, removal and sewage treatment systems, according to the statutory definition, i.e., more than ninety percent (90%) of the population receiving water services should also have access to sewage services;
- Saneago will manage the integrated commercial operation of public water supply and sewage services in the outsourced area. It is a responsibility of the outsourced service provider to register consumers, read water meters, issue and simultaneously deliver the payment invoices, cut and reconnect the water supply and micro-measurement, among other activities related to the rendering the water supply and sewage services.

By the noncompliance of the universalization clause in due time (six years), a Conduct Adjustment Agreement (TAC) was entered into, which provided the application of penalties, later converted into the Company's obligation of performing construction work. The agreement also included an extension of the contractual term to fulfill the contract objective up to December 31, 2023, which was achieved in the four outsourced municipalities.

There is an economic and financial rebalancing procedure in progress, postulated by the outsourcing company, which is under study to measure and define the forms of compensation to be adopted.

Granting fees are recorded in current assets proportionally to the contract term and adjusted according to the IPCA rate, with a corresponding item to the statement of income. Current liabilities refer to matching of accounts between parties and mainly derives from subdelegate's revenues received by Saneago. Long-term assets and liabilities represent investments made by the subdelegate entity not yet amortized.

	Current assets		Current liabilities	
	06/30/2024	12/31/2023	06/30/2024	12/31/2023
Outsourcing				
Granting fees	20,086	11,858	399	976
	Noncurrent assets		Noncurrent liabilities	
	06/30/2024	12/31/2023	06/30/2024	12/31/2023
Sanitation system investments	1,897,680	1,835,505	1,897,680	1,835,505
(-) Accumulated amortization	(226,015)	(183,823)	(226,015)	(183,823)
Net Investment	1,671,665	1,651,682	1,671,665	1,651,682
Total	1,691,751	1,663,540	1,672,064	1,652,658

12. Other accounts receivable

	06/30/2024	12/31/2023
Current portion		
Collateral deposits	23	8
Consortium-related amounts (a)	19,203	20,267
Sundry advances	455	491
Credits from Contract terminations (b)	319	303
(-) Provision for losses	(375)	(375)
	19,625	20,694
Noncurrent portion		
Credits from Contract terminations (b)	779	978
Other receivables	2,394	2,420
Contracts under legal dispute (c)	38,403	38,403
(-) Estimated credit losses	(38,403)	(38,403)
	3,173	3,398

- (a) This is due to the difference of ownership interest in jointly controlled businesses (Note 25). The Consortium companies measure the required adjustment to balance at every half-year, realizing the adjustments as each subsequent receipts are transferred to make the payments/receipts due to each party.
- (b) This is from the amicable resumption of services by Leopoldo Bulhões municipality. The total agreement value is R\$ 1,602, to be received in 45 monthly installments.
- (c) Contracts under legal dispute

The Company is questioning at court concession contracts of water supply and sewage services of the following municipalities:

Caldas Novas

Due to the recovery of the systems by the municipal government on June 27, 1995, Saneago filed an indemnity action, Proceeding No. 0033803.68.1995.8.09.0051. The local judge accepted the request, sentencing the municipal government of Caldas Novas to pay R\$ 37,058. On June 05, 2019, the court of Goiás revoked the lower court decision and determined the proceeding to continue on its original court, with reversal of the burden of proof to Saneago, in order to verify the existence of the amounts to be amortized. In April/2020, the proceeding was sent to the Federal Court of Appeals (STJ), to judge the special appeal filed by Saneago, with conclusion for decision of its President on May 06, 2020. On October 02, 2020, the STJ acknowledged the Special Appeal, but dismissed it, thus maintaining the decision of the court of Goiás.

The proceeding returned to its court of origin, and was inadvertently closed without compliance with the decision by the court of Goiás. The Company has filed a request to be called to court, to reopen and execute the decision by the court of Goiás and, consequently, the decision to present the amounts to be amortized, so that the amount effectively owed by the municipality could be calculated.

On March 31, 2022, Saneago adjusted the values of the indemnity for assets not amortized, in the form suggested by the court of Goiás, for procedural purposes, with no effects on accounting records. The municipal government contested the calculation on May 04, 2022, and requested the dismissal of the proceeding. The proceeding was concluded for judgment. On February 22, 2023, the parties were ordered to define the issues of fact and the issues of right in dispute.

On March 15, 2023, Saneago informed the lack of need to present new evidence, requesting the defendant to pay R\$ 37,058 as indemnity for non-amortized assets due to the illegal expropriation of basic sanitation services. Additionally, the Company requested that the petition be granted, in compliance with the Author's undisputed right, as per Law No. 8.987/95, article 37. On April 20, 2023, the municipality of Caldas Novas reinforced its previous appeals, requesting that the action be ruled groundless. The proceedings were taken under advisement on May 16, 2023.

On July 31, 2023, an order was issued summoning the Public Prosecutor's Office and on September 01, 2023, the Public Prosecutor's Office declared there was no public interest that would justify its intervention on the matter. The process was concluded for sentencing at that date and on November 20, 2023, an order was issued for Saneago to present documents that prove the lack of nonamortized amounts for indemnity.

On February 19, 2024, the Company submitted the documentation requested by the court, which supports its claim for compensation and attests to the absence of amounts to be amortized in the indemnity, confirming the amount of compensation indicated in the expert report. The municipality expressed itself on May 15, 2024, rebutting the allegations and documentation presented by Saneago. There has been no progress in the proceeding since then.

Catalão

On June 28, 2002, by means of the Judgement of Compliance and Assumption on the records of Injunction No. 2001.017.607.73, the municipality of Catalão terminated the municipal basic sanitation system, for which Saneago had a concession agreement expiring on July 27, 2019, and there was no possibility of resumption. Saneago proposed an indemnity action by means of Proceeding No. 0037532.36.2016.8.09.0029, which was suspended for a long period awaiting judgement of Appendix No. 0174386-71.2015.8.09.0029, which was processed by the Federal Court of Appeals (STJ) for judgement of the Special Appeal (RESP.) On June 02, 2020, the proceedings were concluded, by order of the Judge, with a delay in the preparation of the analysis by withdrawal of the expert hired. On October 04, 2021, a new expert was hired. Although the expert performed the analysis on April 25, 2023, it has not still presented its report and the Judge summoned the expert.

Buriti Alegre

On January 17, 2022, the municipality of Buriti Alegre filed proceeding No. 5021253-07.2022.8.09.0019, with the main objective of resuming the water supply and sanitation services. Once the judge of the District Court of Buriti Alegre and not reverted by Goiás' Court of Justice (TJ/GO), Saneago, in compliance with the court decision, delivered the system on March 18, 2022. The Company presented objection, including a counterclaim for the municipality to pay Saneago the amount related to the investments linked to reversionary assets, not yet amortized or depreciated at the end of the contractual term. This proceeding is in the awareness phase. On April 18, 2024, in order to determine the decision rendered in Interlocutory Appeal No. 5454560-47.2023.8.09.0019 filed by Saneago, the case was reassigned to the 1st Court of the State Public Treasury of the District of Goiânia (maintaining the court choice clause included in the concession contract). In the context of the aforementioned interlocutory appeal, a Special Appeal (in preparation for filing in the records) is admissible, aimed at correcting the violation of article 300, paragraph 1 of the CPC (right to counter-injunction). In spite of the provisions in the contract and in legislation regarding the right to indemnity, considering that the effective reimbursement depends on the progress of the proceeding, the net book value of these assets was provisioned as loss.

Ipameri

On April 08, 2022, the municipality of Ipameri filed proceeding No. 5206168-26.2022.8.09.0074, with the main objective of resuming the water supply and sanitation services system. With an injunction denied in lower court, the Municipality appealed to Goiás' Court of Justice (TJ/GO) (interlocutory appeal No. 5261189.84.2022.8.09.0074), which reversed the local judge decision for the Municipality to immediately resume service. As per court decision, Saneago delivered the system to the Municipality on November 25, 2022. The STJ, however, accepted Saneago's Special Appeal against the decision, summoning TJ/GO to speak specifically on the early indemnity payable to the Company, and the judgement was made on February 26, 2024. Motions for clarification were filed against TJ/GO's decision, which were rejected. Due to this scenario, a new Special Appeal was made in view of the decision rendered in the Interlocutory Appeal (integrated by the judgment of the TJGO, aimed at remedying a recognized omission of the STJ) alleging the violation of Law 11.445/2007 (right to prior indemnification) and article 300, paragraph 1 of the CPC (counter-injunction), to be filed by 07/29/2024. Upon the answer, there was an offer of a counterclaim, indicating that the municipality pay compensation to Saneago for investments linked to reversible assets that were not amortized or depreciated at the end of the contractual term - a process that by determination of the Ipameri court is suspended. In spite of the provisions in the contract and in legislation regarding the right to indemnity, considering that the effective reimbursement depends on the progress of the proceeding, the net book value of said assets was provisioned as loss.

13. Court deposits

	06/30/2024		12/31/2023	
	Qty.	Amount	Qty.	Amount
Civil	66	4,623	71	4,398
Tax	-	-	1	5,444
Labor	86	5,050	110	4,734
Total	152	9,673	182	14,576

Of the outstanding balance as at June 30, 2024, about 89% correspond to deposits made in the last 5 years, with emphasis on deposits from proceedings 0010242-85.2016.5.18.0016, filed by Urban Workers' Union of the State of Goiás (STIUEG) in the amount of R\$ 3,500 and 0269050-03.2011.8.09.0137, of expropriation, filed by Saneago with a balance of R\$ 2,254. In the second quarter of 2024. There was a redemption of a court deposit in the amount of R\$ 6,533 referring to the Minaçu lawsuit that returned to the Company in the adjusted amount of R\$ 7,743 after a favorable final and unappealable decision.

14. Taxes on income

14.1 Taxes on Income in the Statements of Income

	06/30/2024		06/30/2023	
	Income Tax	Social Contribution Tax	Income Tax	Social Contribution Tax
Income before IRPJ and CSLL	385,415	385,415	324,827	324,827
IRPJ and CSLL - Rates in effect (25% and 9%)	(96,354)	(34,687)	(81,207)	(29,234)
Deductibility on Interest on Equity Capital	16,592	5,973	13,809	4,971
Nondeductible Fines	(321)	(115)	(14)	(5)
Workers' Meal Program - PAT	1,673	-	1,454	-
Management Bonus	(258)	-	(248)	-
Corporate Citizen Incentive - Law No. 11.770/08	149	(18)	180	(22)
Monetary adjustments on tax credits	9	3	-	-
Sponsorship to cultural and sport activities	750	(90)	-	-
Others	542	190	(1,427)	(518)
IRPJ and CSLL - Effective Amounts	(77,218)	(28,744)	(67,453)	(24,808)
Total IRPJ and CSLL	(105,962)		(92,261)	
Effective rate	27.49%		28.40%	

The breakdown of these items for the year is as follows:

	06/30/2024			06/30/2023		
	Currente	Deferred	Total	Currente	Deferred	Total
Income Tax	66,824	10,394	77,218	58,877	8,576	67,453
Social Contribution Tax	25,001	3,743	28,744	20,703	4,105	24,808
Total	91,825	14,137	105,962	79,580	12,681	92,261

14.2 Taxes on Income – Deferred in the Statement of financial position

	Calculation basis	06/30/2024 IRPJ (25%)	CSLL (9%)	Total	Calculation basis	12/31/2023 IRPJ (25%)	CSLL (9%)	Total
Deferred tax assets								
Allowance for Doubtful Accounts - Credits receivable	272,862	68,216	24,558	92,774	222,917	55,728	20,063	75,791
Discount to Present Value - Credit receivable	7,321	1,830	659	2,489	7,438	1,860	669	2,529
Provision for losses on Inventory	2,244	561	202	763	2,226	557	200	757
Provision for loss on investments	564	141	51	192	564	141	51	192
Provision for contingencies	191,048	47,761	17,194	64,955	206,177	51,543	18,556	70,099
Provision for losses on other credits	375	94	34	128	375	94	34	128
Provision for Contracts without Concession	38,403	9,601	3,456	13,057	38,403	9,601	3,456	13,057
Provision for losses on constructions	116,383	29,096	10,474	39,570	116,383	29,096	10,473	39,569
Estimated inventory losses - construction work	1,242	311	112	423	1,139	285	103	388
Actuarial liabilities	56,711	14,178	5,104	19,282	56,711	14,178	5,104	19,282
Provision for profit sharing	27,945	6,986	2,515	9,501	49,628	12,407	4,467	16,874
Lease - Vehicles	(9,122)	(2,281)	(821)	(3,102)	(9,199)	(2,300)	(828)	(3,128)
Total	705,976	176,494	63,538	240,032	692,762	173,190	62,348	235,538
Deferred tax liabilities								
Tax x Accounting Depreciation	682,555	170,639	61,430	232,069	627,761	156,939	56,499	213,438
Asset and liability valuation adjustment	50,470	12,618	4,542	17,160	50,471	12,618	4,542	17,160
Total	733,025	183,257	65,972	249,229	678,232	169,557	61,041	230,598
Total Deferred Taxes, net				<u>(9,197)</u>				<u>4,940</u>

Change in deferred income

Balances in deferred tax assets as at 12/31/2023	4,940
(+) Recognition/realization of deferred tax assets - Income	4,494
(+) Recognition/realization of deferred tax liabilities - Income	(18,631)
Balances in deferred tax assets as at 06/30/2024	<u>(9,197)</u>

Reversal in the statement of income as at 06/30/2024

Income before taxes	385,415
Combined rate 34%	131,041
(+/-) IRPJ/CSLL on permanent/temporary additions and deductions and tax losses	(145,178)
Reversal in the statement of income	<u>(14,137)</u>

Effects on Income for the year - Deferred taxes						
	06/30/2024			06/30/2023		
	IRPJ	CSLL	Total	IRPJ	CSLL	Total
Allowance for Doubtful Accounts - Credits receivable	12,488	4,495	16,983	14,137	5,089	19,226
Discount to present value - Credits receivable	(30)	(10)	(40)	(193)	(70)	(263)
Provision for Losses on Inventory	4	2	6	(587)	(211)	(798)
Provision for contingencies	(3,782)	(1,362)	(5,144)	563	202	765
Provision for Contracts without Concession	-	-	-	12	4	16
Provision for Losses on Construction work	-	1	1	(1,361)	(489)	(1,850)
Estimated inventory losses - construction work	26	9	35	-	-	-
Provision for profit sharing	(5,421)	(1,952)	(7,373)	(4,017)	(1,446)	(5,463)
Leases - Vehicles	19	7	26	(1,049)	(378)	(1,427)
Tax Losses - CSLL (a)	-	-	-	-	(1,017)	(1,017)
Total	3,304	1,190	4,494	7,505	1,684	9,189

Deferred tax liabilities						
Tax x Accounting Depreciation	13,700	4,931	18,631	16,081	5,789	21,870
Total Deferred Taxes, net	13,700	4,931	18,631	16,081	5,789	21,870
			<u>(14,137)</u>			<u>(12,681)</u>

15. Fixed assets

	06/30/2024	12/31/2023
General use assets	257,278	254,537
Production system - Corumbá	131,681	131,681
General use assets in construction	1,018	274
Assets at deemed cost	64,431	64,431
General use assets - Lease	7,213	7,213
Contributions- Corumbá Consortium (a)	358	(277)
Advances to suppliers - fixed assets	4,739	2,039
Land-title regularization	60	60
Right-of-use - vehicles (Note 15.2)	164,811	162,503
Right-of-use - software (Note 15.2)	6,655	6,090
Accumulated depreciation - Right-of-use assets (Note 15.2)	(66,875)	(49,551)
Accumulated Depreciation - General	(139,000)	(131,867)
Accumulated depreciation - Corumbá system	(7,577)	(5,165)
Accumulated depreciation - Deemed cost	(14,031)	(14,030)
Accumulated Depreciation - Lease	(7,141)	(6,976)
	<u>403,620</u>	<u>420,962</u>

15.1 Technical assets

The change in assets is as follows:

	Balances as at 12/31/2023	Additions	Write-offs	Depreciation /Amortization	Fixed assets	Transfers between accounts	Contribution	06/30/2024
Technical assets								
General use assets	254,537	3,044	(2)	-	4	(305)	-	257,278
Assets at deemed cost	64,431	-	-	-	-	-	-	64,431
General use assets - Lease	7,213	-	-	-	-	-	-	7,213
General use assets in construction	274	748	-	-	(4)	-	-	1,018
Advances to suppliers - Fixed assets	2,039	-	-	-	-	-	2,700	4,739
Land title regularization	60	-	-	-	-	-	-	60
Accumulated Depreciation - General	(131,867)	-	-	(7,402)	-	269	-	(139,000)
Accumulated Depreciation - Deemed Cost	(14,030)	-	-	(1)	-	-	-	(14,031)
Accumulated Depreciation - Lease	(6,976)	-	-	(165)	-	-	-	(7,141)
Total	175,681	3,792	(2)	(7,568)	-	(36)	2,700	174,567
Corumbá Production System								
Corumbá Production System - Water	131,681	-	-	-	-	-	-	131,681
(-) Accumulated Depreciation - Corumbá System	(5,165)	-	-	(2,412)	-	-	-	(7,577)
Corumbá Production System - Water - Non onerous	79,249	-	-	-	-	-	-	79,249
(-) Accumulated Depreciation - Corumbá System - Non onerous	(2,174)	-	-	(1,004)	-	-	-	(3,178)
(-) Government subvention/assistance	(77,075)	-	-	1,004	-	-	-	(76,071)
Investments to realize -Corumbá Consortium (a)	(277)	-	-	-	-	-	635	358
Total	126,239	-	-	(2,412)	-	-	635	124,462
Total fixed assets	301,920	3,792	(2)	(9,980)	-	(36)	3,335	299,029

- (a) This refers to differences in interest in the investment of Corumbá Consortium, a business jointly controlled with Caesb as per note 25. At the end of the year 2023, Saneago was a creditor with amounts receivable, and the balance refers to the amount invested corresponding to Caesb. At the end of the second quarter of 2024, a debtor position was recorded, with amounts to be reimbursed for the investments made by Caesb.

15.2 Right-of-use assets - Leases

The requirements of standard CPC06 (R2)/IFRS16 have been applied as described in Note 20d, and the balances of right of use are as follows:

	06/30/2024	12/31/2023
Right-of-use assets - Vehicles	164,811	162,503
Right-of-use assets - Software	6,655	6,090
Accumulated depreciation- Right-of-use assets	(66,875)	(49,551)
	<u>104,591</u>	<u>119,042</u>

The change in right-of-use assets is broken down below:

Fixes Assets - Right of Use	Balance as at 12/31/2023	Additions	Deprec. /Amort.	Transf. Btw Accounts	06/30/2024
Right-of-use assets - vehicles	162,503	2,308	-	-	164,811
Right-of-use assets - Software	6,090	305	-	260	6,655
Accumulated depreciation - right-of-use assets	(49,551)	-	(17,303)	(21)	(66,875)
Total	<u>119,042</u>	<u>2,613</u>	<u>(17,303)</u>	<u>239</u>	<u>104,591</u>

The Right of Use corresponds to the fixed total of future lease payments, discounted to present value, considering the cost of third-party capital (WACC) rate, which was 8.35% considering the calculation in the last Tariff Review cycle. The asset is depreciated monthly for the maximum contracted period (60 months).

16. Contractual assets

A Contractual asset (work in progress) is the right to consideration for goods or services transferred to customers. As determined by standard CPC 47 - Revenue from Contracts with Customers, assets tied to construction work established by a concession and recognized under the scope of standard ICPC 01 (R1) - Concession Contracts must be classified as Contractual assets during the construction period and transferred to intangible assets only after the conclusion of the work.

Contractual assets are initially recognized at fair value, including costs of loans capitalized along the period where the asset is under construction and consider the effective rate of loans prevailing at capitalization date.

Contractual assets	Water system	Sewage system	Work in Progress	Provisions/ Reversals	Total
Balance as at 12/31/2023	468,841	338,097	27,481	(1,139)	833,280
Additions	117,243	34,235	-	-	151,478
Inventory adjustment/write-off	-	(242)	(21)	-	(263)
Inventory return and purchases	-	-	3	-	3
Transfer to storeroom	-	-	(324)	-	(324)
Allocation of Inventories in Additions	-	-	(647)	-	(647)
Fixed assets in progress	(47,586)	(24,285)	-	-	(71,871)
Transfer to intangible assets	(188)	76	-	-	(112)
(-) Provision for inventory losses	-	-	-	(102)	(102)
Balance as at 06/30/2024	<u>538,310</u>	<u>347,881</u>	<u>26,492</u>	<u>(1,241)</u>	<u>911,442</u>

Changes in the provision for inventory loss, recognized as described in Note 2.3, were as follows:

Balance as at 12/31/2023	(1,139)
Reversal of net provision for inventory losses (Note 33)	(102)
Balance as at 06/30/2024	<u>(1,241)</u>

17. Intangible assets

	06/30/2024	12/31/2023
Water systems	3,093,935	2,910,938
Sewage systems	3,101,933	3,064,746
General use assets	55,518	42,857
Software (licenses)	55,592	57,665
Accumulated amortization	(3,052,255)	(2,989,511)
Contributions to realize - Águas Lindas	21,969	28,665
Provision for impairment	(116,383)	(116,383)
"Operação Decantação" (Note 40)	(113,564)	(113,564)
Land-title regularization	53,513	52,531
Non onerous assets - water supply	75,734	85,898
Non-onerous assets - sewage	100,764	91,721
	<u>3,276,756</u>	<u>3,115,563</u>

The change in intangible assets in the period is as follows:

Intangible assets in use	Balances as at 12/31/2023	Additions	Write-offs	Deprec. Amort.	Contribution	Fixed assets in progress	Fixed Assets and Subventions	Transf. btw accounts/Others	06/30/2024
Water system	2,910,938	132,378	(88)	-	-	43,523	-	7,184	3,093,935
Sewage system	3,064,746	8,661	(12)	-	-	28,521	-	17	3,101,933
General use assets	42,857	12,499	-	-	-	-	-	162	55,518
Accumulated amortization	(2,989,511)	-	48	(62,524)	-	-	-	(268)	(3,052,255)
Software (licenses)	86,771	4,018	-	-	-	-	-	(261)	90,528
Amortization of software (licenses)	(29,106)	-	-	(5,853)	-	-	-	23	(34,936)
Contributions to realize - Águas Lindas	28,665	-	-	-	(6,696)	-	-	-	21,969
Provision for impairment losses	(116,383)	-	-	-	-	-	-	-	(116,383)
"Operação Decantação" (Note 40)	(113,564)	-	-	-	-	-	-	-	(113,564)
Land-title regularization	52,531	1,155	-	-	-	(173)	-	-	53,513
Non-onerous intangible assets - Water supply	10,872	-	-	-	-	21,687	-	-	32,559
Non-onerous intangible assets - Sewage	53,151	-	-	-	-	54	-	122	53,327
(-) Government subsidies/grants	(61,127)	(122)	-	1,024	-	-	(21,741)	-	(81,966)
Amortization of non-onerous assets	(2,896)	-	-	(1,024)	-	-	-	-	(3,920)
Total	2,937,944	158,589	(52)	(68,377)	(6,696)	93,612	(21,741)	6,979	3,100,258
Intangible assets in progress - Non-onerous									
Non onerous assets - water supply	85,898	11,343	(8)	-	-	(21,687)	-	188	75,734
Non-onerous assets - sewage	91,721	9,173	-	-	-	(54)	-	(76)	100,764
Total	177,619	20,516	(8)	-	-	(21,741)	-	112	176,498
Total intangible assets	3,115,563	179,105	(60)	(68,377)	(6,696)	71,871	(21,741)	7,091	3,276,756

18. Government subsidies

The balances of the Fixed and intangible assets include those obtained with own funds and/or purchased with funds transferred by the Brazilian Federal Government through the Growth Acceleration Program (PAC), in addition to other considerations from the granting power in specific contracts.

As at December 19, 2007, fund-transfer contracts were executed between the Federal Government, through the Ministry of Cities represented by Caixa Econômica Federal and the state of Goiás. That aimed urban water supply and sewage service provision in several municipalities, having Saneago as executing intervening party. The purpose of each contract is establishing joint actions between Saneago and the Municipalities to expand water supply and sewage systems, as well as transfer the amount of consideration payable by the state of Goiás to the Company.

The Guidelines of the Growth Acceleration Program (PAC) provide refund in the following cases:

- a) When the purpose agreed upon in the contract has not been achieved;
- b) When a report on the rendering of accounts is not presented within the required time limit, whether a partial or final one;
- c) When the funds are used for other purposes and not the one established in the contract;
- d) When the amounts from financial investment are used in violation to the term, purpose or consideration established in the contract.

In the cases above, the refund is made according to the rules set in the contract for partial performance or non-compliance.

The amounts recorded in liabilities refer to transfers received from work not yet concluded. Finished work, concluded with own funds and in process of receipt of the transfers are recorded in assets. One same contract of transfer may include amounts received from unfinished work (recorded in liabilities) and finished work with amounts still pending to be transferred (recorded in assets).

It can be observed that the subventions concluded with own resources and not yet reimbursed were recorded as intangible assets, and reclassified as non-onerous intangible assets once the rendering of accounts is concluded and the resources are received. As from 2022, aiming for better control of the ongoing processes of rendering of accounts, the Company started to record the onerous and non-onerous portions of the work in progress as per the proportion established in contract, while the amounts not yet transferred are recorded as Subventions Receivable.

a) The transfers recorded in liabilities are shown below:

City	Contract	12/31/2023	Inflow/ return of funds	Works concluded/ Others	Transfers between accounts	06/30/2024
PAC						
Sto Antônio do Descoberto	0218331-07	443	-	-	-	443
Cristalina	0226017-65	309	-	-	-	309
Goiânia - Meia Ponte	0226025-62	19,758	-	-	-	19,758
Luziânia (Corumbá)	0226026-76	(279)	-	-	-	(279)
Novo Gama	0226015-46	844	-	-	-	844
Novo Gama	0226018-79	972	-	-	-	972
Goiânia - Vila Adélia	0226024-57	7,238	-	-	-	7,238
Goiânia	0350788-10	44,932	29	(8,342)	(4,509)	32,110
Sto Antônio do Descoberto	0350796-17	1,063	-	-	-	1,063
Pirenópolis	0350884-88	2,062	-	-	-	2,062
Aparecida de Goiânia	0351738-28	10,097	1,768	-	-	11,865
Goiânia Jd Petrópolis SES	0408678-27	46,530	-	-	-	46,530
Anápolis SES	0408691-99	5,021	74	-	-	5,095
Total PAC		138,990	1,871	(8,342)	(4,509)	128,010
Other Federal Programs						
João Leite Water Main	1524/01	773	-	-	-	773
João Leite Water Main	0187/06	1,472	-	-	-	1,472
Amaralina - FUNASA	25	248	-	-	-	248
Pires do Rio - ANA PRODES	68/15	1,976	-	-	-	1,976
Campos Verdes						
FUNASA/SECIMA	TC650/20	383	-	-	-	383
Total Other Federal Programs		4,852	-	-	-	4,852
Municipal Subventions						
Itapirapuã	1283/2014	51	-	-	-	51
Itapuranga	1210/2014	53	-	(53)	-	-
Total Municipal Subventions		104	-	(53)	-	51
Grand total		143,946	1,871	(8,395)	(4,509)	132,913

b) The transfers recorded in assets are shown below:

City	Contract	12/31/2023	Works concluded	Transfers between accounts	06/30/2024
Anápolis SES	0408691-99	1,012	-	-	1,012
Goiânia Jd Petrópolis SES	0408678-27	197	-	-	197
Goiânia	0350788-10	5,002	13,346	(4,508)	13,840
Luziânia	0226026-76	305	-	(250)	55
Total PAC		6,516	13,346	(4,758)	15,104

19. Trade accounts payable

	06/30/2024	12/31/2023
Current		
Contractors	45,653	56,980
Service providers	40,547	45,573
Electricity	20,756	19,819
Suppliers of benefits	13,501	30,196
General Materials	11,241	11,550
Contractual compensation	9,472	15,765
Lease	5,971	5,145
Materials - Chemical products	2,683	2,596
Others	9,828	18,029
	159,652	205,653

20. Loans and financing

IDB (Inter-American Development Bank)

Interest is paid every six months in April and October at the rate established by IDB quarterly. The rate on April 11, 2024, calculated based on SOFR rate was of 7.31% p.a. Amortization is also half-yearly made. It began on October 11, 2008, and will end on October 11, 2027.

Debentures 6th Issuance

In September 2019, in compliance with article 59 of Law 6404 of December 15, 1976, and CVM instruction 476 of January 16, 2009, there was the sixth (6th) issuance of simple, book-entry, secured Debentures, not convertible into shares in a single series to be distributed in a restricted manner.

The indenture of issuance and the trust assignment contract were executed as decided during the 387th Meeting of Saneago's Board of Directors on July 24, 2019.

Number of Debentures issued	Unit value	Amount obtained (R\$)
140,000	1,000	140,000,000

According to clause 4.15.1 of the indenture, such operation contains covenants, which, if not fulfilled, entitles the Trustee to enforce all obligations and demand immediate payment.

The financial index to be annually fulfilled and established for the 6th Issuance is a ratio of net debt to adjusted annual EBITDA lower or equal to 3.0. As at December 31, 2023, the ratio had been reached.

Debentures 8th Issuance

In November 2020, in compliance with article 59 of Law 6404 of December 15, 1976, and CVM instruction 476 of January 16, 2009, there was the fifth (5th) issuance of simple, book-entry, secured Debentures, not convertible into shares in a single series to be distributed in a restricted manner.

The indenture of issuance and the trust assignment contract were executed as decided during the 429th Meeting of Saneago's Board of Directors on November 26, 2020.

Number of Debentures issued	Unit value	Amount obtained (R\$)
220,000	1,000	220,000,000

As per clause 4.15.1 of the indenture, such operation contains covenants, which, if not fulfilled, entitles the Trustee to enforce all obligations and demand immediate payment.

The financial index established for the 8th Issuance is a ratio of net debt to adjusted annual EBITDA lower or equal to 3.0 and must be verified annually by the Issuer and monitored by the Trustee. As at December 31, 2023, the ratio had been reached.

Debentures 9th Issuance

In August 2021, in compliance with article 59 of Law 6404 of December 15, 1976, and CVM instruction 476 of January 16, 2009, there was the ninth (9th) issuance of simple, secured bonds, not convertible into shares in a single series to be distributed in a restricted manner.

This indenture of issuance and the trust assignment contract were entered into in accordance with the 443rd Meeting of Saneago's Board of Directors, held on June 02, 2021.

Number of Debentures Issued	Unit Value	Amount obtained (R\$)
250,000	1,000	250,000,000

As per clause 4.15.1 of the indenture, such operation contains covenants, which, if not fulfilled, entitles the Trustee to enforce all obligations and demand immediate payment.

The financial index to be annually reached and established for the 9th Issuance is a ratio of net debt to adjusted annual EBITDA lower or equal to 3.0 to be annually checked by the Issuer and followed up by the Trustee. As at December 31, 2023, the ratio had been reached.

Debentures 10th Issuance

In June 2022, in compliance with article 59 of Law 6404 of December 15, 1976, and CVM instruction 476 of January 16, 2009, there was the tenth (10th) issuance of simple, secured debentures, not convertible into shares in a single series to be distributed in a restricted manner.

The Indenture of Issuance and the Trust Assignment Contract were entered into in accordance with the 472nd Meeting of Saneago's Board of Directors, held on May 12, 2022, and ratified based on the decisions made at the 475th Meeting of Saneago's Board of Directors, held on June 09, 2022:

Number of Debentures Issued	Unit Value	Amount obtained (R\$)
200,000	1,000	200,000,000

As per clause 4.16.1 of the indenture, such operation contains covenants, which, if not fulfilled, entitles the Trustee to enforce all obligations and demand immediate payment.

The financial index established for the 10th Issuance is a ratio of net debt to adjusted annual EBITDA lower or equal to 3.0 and must be verified annually by the Issuer and monitored by the Trustee. As at December 31, 2023, the ratio had been reached.

Debentures 11th issuance

In July 2023, there was the eleventh (11th) issuance of simple, secured debentures, not convertible into shares in a single series to be distributed in a restricted manner, exclusively destined to professional investors, as defined in article 11 of CVM Resolution No. 30 of May 11, 2021, therefore subject to the automatic registration of public offerings of marketable securities distribution, as set forth by articles 25 and 26, item V, line a, and article 27, item I, of CVM Resolution No. 160, and article 19 of Law No. 6.385 of December 7, 1976.

The Indenture of Issuance and the Trust Assignment Contract were entered into in accordance with the 487th Meeting of Saneago's Board of Directors, held on December 8, 2022, and ratified based on the decisions made at the 503rd Meeting of Saneago's Board of Directors, held on June 15, 2023.

Number of Debentures Issued	Unit Value	Amount obtained (R\$)
300,000	1,000	300,000,000

As per clause 4.15 of the indenture, such operation contains covenants, which, if not fulfilled, entitles the Trustee to enforce all obligations and demand immediate payment.

The financial index established for the 11th Issuance is a ratio of net debt to adjusted annual EBITDA lower or equal to 3.0 and must be verified annually by the Issuer and monitored by the Trustee. As at December 31, 2023, the ratio had been reached.

Debentures - 12th Issuance

In June 2024, there was the twelfth (12th) issuance of simple, secured debentures, not convertible into shares in a single series to be distributed in a restricted manner, exclusively destined to professional investors, as defined in article 11 of CVM Resolution No. 30 of May 11, 2021, therefore subject to the automatic registration of public offerings of marketable securities distribution, as set forth by articles 25 and 26, item V, line "a", and article 27, item I, of CVM Resolution No. 160, and article 19 of Law No. 6.385 of December 07, 1976.

The Indenture of Issuance and the Trust Assignment Contract were entered into in accordance with the 532nd Meeting of the Board of Directors of Saneago, held on June 13, 2024 and the process, as communicated to the market, concluded on July 15, 2024, thus not being included in the position of the closing of the 2nd quarter.

Number of Debentures Issued	Unit Value	Amount obtained (R\$)
300,000	1,000	300,000,000

As per clause 6.1 of the indenture, such operation contains covenants, which, if not fulfilled, entitles the Trustee to enforce all obligations and demand immediate payment.

The financial index established for the 12th Issuance is a ratio of net debt to adjusted annual EBITDA lower or equal to 3.0 and must be verified annually by the Issuer and monitored by the Trustee, as from December 31, 2024 (including).

Banco do Brasil

On December 20, 2012, a Bank Credit Note was established - CCB 40/00984-X - between Saneago and Banco do Brasil. Its regulations establish covenants where the bank can declare all obligations established enforceable and demand immediate payment, if the covenants are not fulfilled.

On August 14, 2023, Banco do Brasil and Saneago issued the Bank Credit Note (CCB) No. 330.701.727, for acquisition of hydrometers by means of Center Western Financing Program (FCO). As per the CCB, there are restrictions where the bank may declare all outstanding obligations as matured and require immediate payment, if they are not complied with. One of the requirements is maintaining the financial index of net debt to EBITDA ratio lower or equal to 3.0, to be inspected yearly by the Issuer, as from the current year. As at December 31, 2023, the ratio had been reached.

The total amount contracted was R\$ 63,006,216.00, and the total amount of R\$ 57,457,560.26 was raised by the end of June.

Rating

The rating agency Moody's Local BR Agência de Classificação de Risco Ltda. assigned the Company's corporate and 10th and 11th debenture issuances rating as 'AA+(bra)', with a stable outlook, according to notices to the market disclosed on November 23, 2023. Moody's Local BR published on June 17, 2024 the rating of "AA+(bra)" of Debenture 12th Issuance.

Fitch Rating Brasil Ltda. assigned the Company's corporate and 6th, 8th and 9th debenture issuances rating to be 'AA(bra)', with stable outlook, according to notice to the market disclosed on January 11, 2024.

20.a Loans and financing

Bank	Type	Agreement	Beginning	Maturity	Yearly contractual rate	Transaction cost	Unrecognized transaction costs	Warranty	06/30/2024	12/31/2023	
CEF	Financing	Several		2024	5.73% + TR	-	-	g)	25	681	
CEF	Financing	410461-57	12/31/2013	04/14/2037	8.5% + TR	-	-	c)	4,326	4,419	
CEF	Financing	0410526-20	12/31/2013	04/14/2037	8.5% + TR	-	-	c)	23,586	24,094	
CEF	Financing	0410517-19	02/14/2014	06/14/2036	8.5% + TR	-	-	c)	4,791	4,907	
CEF	Financing	0410538-64	03/27/2015	04/14/2036	8.5% + TR	-	-	c)	36,026	36,913	
CEF	Financing	26340190232-94	06/29/2006	03/05/2028	12% + TR	-	-	b)	1,002	1,169	
CEF	Financing	26340190233-07	06/29/2006	05/05/2030	12% + TR	-	-	b)	17,144	18,914	
CEF	Financing	2635248557-66	06/30/2008	11/12/2030	8.5% + TR	-	-	b)	3,009	3,025	
CEF	Financing	2634248555-47	10/09/2009	06/14/2031	9% + TR	-	-	b)	4,640	4,881	
CEF	Financing	2634248548-42	12/30/2009	06/14/2031	9% + TR	-	-	b)	4,226	4,445	
B. BRASIL	Financing	330701727	11/09/2023	09/01/2038	IPCA + 3.971%	1,578	1,515	e)	57,760	20,189	
BID	Financing	1414/OC	12/11/2002	10/11/2027	7.31% + SOFR + Exchange rate fluctuation	-	-	f)	50,969	50,289	
B. BRASIL	Financing	40/00984-X	12/20/2012	01/01/2028	2.94%	-	-	d)	2,477	2,823	
Transaction costs						-	-		(1,515)	(852)	
						1,578	1,515		208,466	175,897	
									Current	24,639	23,280
									Noncurrent	183,827	152,617

20.b Debentures

Debentures	Beginning	Maturity	Yearly contractual rate	Transaction cost	Unrecognized transaction costs	Warranty	06/30/2024	12/31/2023
Debentures 6th issuance	09/23/2019	09/23/2024	1.2% p.a. + CDI	3,226	12	e)	11,376	34,120
Debentures 8th issuance	11/27/2020	11/27/2025	2.45% p.a. + CDI	1,254	59	e)	103,990	140,780
Debentures 9th issuance	08/25/2021	08/11/2026	1.9% p.a. + CDI	2,354	433	e)	181,741	223,832
Debentures 10th issuance	06/15/2022	06/15/2027	1.55% p.a. + CDI	1,865	746	e)	200,910	201,000
Debentures 11th issuance	09/23/2023	09/23/2028	2.25% p.a. + CDI	4,197	3,048	e)	300,723	300,632
Debentures 12th issuance	07/15/2024	07/15/2029	0.80% p.a. + CDI	89	89	e)	-	-
Debenture transaction costs				12,985	4,387		794,347	894,835
						Current	235,626	225,490
						Noncurrent	558,721	669,345

Description	Balance
Loans and financing	208,466
Debentures	794,347
	<u>1,002,813</u>

- a) 20% of the debt amount collected at the end of each month;
- b) Pledge of the assets to the Financial Agent;
- c) A reserve corresponding to 3 times the monthly debt-service coverage ratio;
- d) 10% of the debt amount collected at the end of each month;
- e) 110% of the amount collected of each installment not yet due;
- f) Suretyship of the state of Goiás;
- g) No collateral.

Statement of noncurrent amounts per maturity	Loans and financing	Debentures	06/30/2024
2025	11,661	138,887	150,548
2026	23,747	222,222	245,969
2027	24,347	133,333	157,680
2028 onwards	125,439	66,667	192,106
Transaction cost	(1,367)	(2,388)	(3,755)
	<u>183,827</u>	<u>558,721</u>	<u>742,548</u>

20.c Change in loans and financing

	Fundraising /Redemptions	01/01/2024 to 06/30/2024 Paid Amortization	Interest and Charges Paid	Charges for the Period	Fundraising /Redemptions	01/01/2023 to 06/30/2023 Paid Amortization	Interest and Charges Paid	Charges for the Period
Internal Financing	37,404	(2,870)	(4,012)	4,441	-	(5,523)	(3,256)	3,985
Inter-American Development Bank - IDB	-	(6,454)	(1,920)	9,056	-	(6,527)	(2,055)	(2,854)
Agreements	-	(2,219)	(1,950)	1,756	201	(1,049)	(1,146)	2,138
Debentures	-	(101,037)	(52,417)	51,831	-	(94,253)	(55,927)	55,508
Transaction cost	-	-	(797)	1,269	-	-	(203)	1,279
Total	<u>37,404</u>	<u>(112,580)</u>	<u>(61,096)</u>	<u>68,353</u>	<u>201</u>	<u>(107,352)</u>	<u>(62,587)</u>	<u>60,056</u>

- (a) R\$ 5 of charges were capitalized for year of 2023.

20.d Lease

Total lease liabilities recognized in the interim financial information as at June 30, 2024 and December 31, 2023, pursuant to standard (CPC 06(R2)/IFRS 16 - Leases), can be reconciled as follows:

Balance as at 12/31/2023	% Down payment	Recognition of interest	Payments	06/30/2024	Balance as at 12/31/2022	% Down payment	Recognition of interest	Payments	12/31/2023
140,210	2,883	5,771	(24,633)	124,231	110,831	60,074	13,596	(44,291)	140,210
			Current	38,834				Current	36,468
			Noncurrent	85,397				Noncurrent	103,742
				<u>124,231</u>					<u>140,210</u>

Statement of noncurrent amounts per maturity		06/30/2024
2025		19,304
2026		41,009
2027		24,699
2028		385
		<u>85,397</u>

As at June 30, 2024, the Company maintains two types of lease, vehicles and software, accounted for as from the moment these assets arrive at the Company and are available for use, moment in which the period of payment of the lease is started. For vehicles, the maximum term is 60 monthly installments (as legally provided for), with amounts periodically adjusted by the index established in contract, if any.

As instructed in Circular Letter No. CVM/SNC/SEP 02/19, we disclose the values of the leases with inclusion of future projected inflation, as follows:

	No future projected inflation (Accounting)	With future projected inflation
Historical entry in leases in effect	177,345	187,391
Appropriation of interest - 1Q2024	5,771	5,924
Balance of current liabilities as at 06/30/2024	38,834	40,059
Balance of non-current liabilities as at 06/30/2024	85,397	95,672

21. Labor liabilities

	06/30/2024	12/31/2023
Current		
Vacation pay	80,665	70,808
INSS payable - salaries	29,140	28,401
Provision for INSS on vacation pay and year-end bonus	31,528	20,327
Year-end bonus payable	28,805	-
Severance Pay Fund (FGTS) on vacation pay and year-end bonus	14,621	14,696
Industry Social Service (SESI), National Industrial Apprenticeship Service (SENAI)	1,703	3,197
Profit sharing	859	596
Alimony and termination	95	5
Payroll loans	4	1
Voluntary Redundancy Program	-	418
CAESAN	-	3,208
	<u>187,420</u>	<u>141,657</u>

22. Taxes payable

	06/30/2024	12/31/2023
Current		
Contribution for Social Security Funding (COFINS)	17,371	17,710
Social contribution tax	4,540	1,880
INSS on services payable	2,964	2,818
Corporate Income Tax (IRPJ)	6,751	3,462
Withholding Income Tax (IRRF) applicable to payroll and services	10,515	18,538
Tax on Services (ISS)	2,472	2,282
Federal tax debt to be paid in installments (a)	14,321	13,759
Contribution to the Social Integration Program (PIS)	3,751	3,813
Withholding of Federal Contributions	599	516
	<u>63,284</u>	<u>64,778</u>
Noncurrent		
Federal tax debt to be paid in installments (a)	<u>24,224</u>	<u>30,155</u>

(a) Debt payable to the Brazilian Federal Revenue Service

Description	Beginning	End	Number of installments	06/30/2024	12/31/2023
I INSS	09/2017	01/2030	149	6,527	6,871
II PIS/COFINS	08/2021	07/2026	60	18,743	22,344
III INSS 10120-18	03/2022	02/2027	60	5,234	5,966
IV INSS 3324-2023	03/2023	02/2028	60	8,041	8,733
				<u>38,545</u>	<u>43,914</u>
Current				14,321	13,759
Noncurrent				24,224	30,155

I) INSS - Social Security Debts

The debt of the Company was included in a program established by Law 13.496/2017 called Special Tax Settlement Program (PERT) for taxes governed by the Brazilian Internal Revenue Service. As a result, after the waiver of lawsuit # 200935000107769 that questioned the payment of contributions for the Brazilian Social Security Institute (INSS) on the amounts of meal tickets in the period from Jan./2004 to Dec./2005 resulting from the lack of registration with the Workers' Meal Program (PAT).

II) Taxes on Sales (PIS and COFINS)

In August 2021, Saneago agreed to pay in installments of PIS and COFINS referring to proceedings 10120-005929/2003-73 and 10120-005927/2003-84, respectively, to the Federal Revenue Service. Such lawsuits referred to contingencies assessed with a possible likelihood of an unfavorable outcome, arising from assessment of tax deficiency for non-recognition of realized tax offsets. The payment will be in 60 installments, plus interest equivalent to reference rate of SELIC (Central Bank Overnight Rate), for federal government bonds.

III) Social Security Tax (INSS)

In March 2022, the Federal Revenue Service approved the installment payment plan of Saneago for settlement of the employer's portion of INSS and Insurance Against the Level of Disability Resulting from Occupational Environment Risks (GILRAT) charged on the 1/3 of monthly salary to be added to vacation pay, as discussed in proceeding 10120-734.564/2018-74. Payment will take place in 60 installments, plus interest equivalent to the reference SELIC rate for government bonds.

IV) INSS

In March 2023, the Federal Revenue Service approved the installment payment plan of Saneago for settlement of the employer's portion of INSS and GILRAT charged on the 1/3 of monthly salary to be added to vacation pay, as discussed in proceeding 10120.744616/2020-35. The obligation refers to the period from 2018 to 2020, and the events are since then considered in the regular payment of INSS. Payment will take place in 60 installments, plus interest equivalent to the reference SELIC rate for government bonds.

23. Amounts to be paid in installments

Description	Beginning	End	Number of installments	Adjustment	06/30/2024	12/31/2023
AGR - Control and Inspection						
I Council T.A.0255/15	12/2015	12/2030	180	a)	8,816	9,260
AGR - Control and Inspection						
II Council T.A.054/18	05/2018	04/2033	180	a)	3,637	3,750
Public Prosecutor's Office -						
III Labor	04/2022	03/2025	36	-	750	1,250
Municipal Government of Rio Verde - Control, Regulation						
IV and Surveillance Tax (TRCF)	01/2023	11/2024	23	-	648	1,353
					<u>13,851</u>	<u>15,613</u>
Current					2,615	3,500
Noncurrent					11,236	12,113

a) Adjustment and monthly interest of 1.00% p.m.

I) AGR - Control and Inspection Council of Public Services

Based on Law 18.109 of July 25, 2013, amended by Law 18.957 of July 16, 2015, on December 10, 2015, the Company's Management executed instrument # 255/15 relating an installment debt payment plan.

The amount includes the remaining balances relating instruments 024/2011 and 0102/2013 regarding the Control and Inspection Fee (TRCF) of previous periods and tax assessment notices for non-fulfillment of regulatory requirements.

Total consolidated amount	
Principal	10,808
One-time penalty	2,797
Fine	42
Interest	133
	<u>13,780</u>

II) AGR - Control and Inspection Council of Public Services

Based on Law 18.109 of July 25, 2013, amended by Law 19.906 of July 14, 2017, on May 10, 2018, the Company's Management executed instrument # 054/2018 relating an installment debt payment plan, which allows reduction in interest and fine on late payment, as well as in the indexation applicable. The debt to be paid in installments corresponds to R\$4,667 and refers to the Control and Inspection Fees (TRCF) of 2016 and 2017.

III) Public Prosecutors' Office for Labor Issues

On March 04, 2022, an agreement was reached between Saneago and the Public Prosecutors' Office for Labor Issues regarding proceeding 0010469-20.2021.5.18.0010, as compensation for damages caused to the diffuse and collective rights of workers. Saneago will settle the balance of R\$ 3,000 in 36 monthly installments of R\$ 83.

IV) Municipal Government of Rio Verde - Control, Regulation and Surveillance Tax (TRCF)

On November 03, 2022, the Company signed up for the city of Rio Verde's Tax Credit Recovery Program (REFIS), and formalized the installment payment of TRCF, created by Rio Verde's Municipal Law No. 7,015/2019. This debt refers to the period between June 2021 and September 2022, as debts acquired later have been settled.

24. Contractual obligations

Description	Beginning	End	Number of installments	06/30/2024	12/31/2023
I Municipality of Aguas Lindas	12/28/2018	10/11/2019	4	10,147	10,147

On December 28, 2018, Saneago executed an agreement with the Municipal Government of Aguas Linda where the Company commits to transfer to the Local Fund of Environmental and Sanitation Infrastructure (FMSAI) an amount of R\$20,293. It represents a compensation for the anticipated termination of Concession Contract # 170/2000 and execution of a Program Contract. The funds must be used in the construction of local sewage systems and are conditioned to fulfillment of the work schedule. Until June 30, 2024 two installment payments were made. The outstanding balance payable is classified as long-term, as there is no prospect of payment of the two remaining installments in the next 12 months.

25. Jointly controlled enterprises - Consortium

Current liabilities	06/30/2024	12/31/2023
Águas Lindas Consortium (a)	-	3,480
	-	3,480

a) Águas Lindas Consortium

The companies Saneago and Caesb organized Águas Lindas Consortium on April 7, 2003. It is enrolled with the registry of legal entities (CNPJ) under # 05.966.179/0001-50, and is headquartered at Quadra 45, Conjunto B, Lote 36 a 38, Salas 01 a 04, Setor 01, Águas Lindas de Goiás, CEP 72,910-000. It is set to run for thirty-one (31) years, renewable for an equal period and relates to the existing concession contracts between the municipal government and the consortium members.

It has the specific purpose of designing guidelines for the preparation of studies and analyses aiming implementation of sanitation infrastructure, in all its phases and processes, including water supply and sewage systems, in the municipality of Águas Lindas de Goiás.

Saneago holds the financial control of the Consortium (bank accounts and accounts receivable) and its management is shared by the consortium members. Expenses are paid and amounts invested by the member companies and reported in a monthly rendering of accounts where one consortium member approves the accounts of the other party.

It is classified as a joint operation. According to items 14 and 15 of standard CPC 19, the parties that hold joint control have rights on assets and obligations in relation to liabilities. According to the articles of organization, the participation of the member companies is 50% each. However, in practice it is not proportional. On May 31, 2024, Caesb held 48.41% and Saneago held 51.59%, (as at November 30, 2023). Caesb held 45.70% and Saneago held 54.30%, and the difference is currently recognized in Saneago's current assets (Note 12).

The amounts receivable and payable to the consortium members are provisioned for in the Consortium statement of financial position, demonstrating equalitarian interest in equity.

The equity values of the consortium recognized by the Company in its interim financial information as at May 31, 2024, are as follows:

Statement of financial position - Águas Lindas Consortium				
	05/31/2024	11/30/2023		
Assets			Liabilities	
Current assets			Current liabilities	
Cash and cash equivalents	2,811	2,836	Contributions to be realized - Suppliers	7,521
Receivables from consumers	23,751	22,295	Liabilities	925
Other receivables	-	9,812	Current liabilities	1,410
Prepaid expenses	1,894	1,894		9,856
Storeroom	633	591		19,158
	29,089	37,428		
Noncurrent assets			Noncurrent	
Long-term realizable assets			Other payables	
Receivables from consumers	2,535	2,028		10,147
Prepaid expenses	44,667	45,614		10,147
	47,202	47,642		
Fixed assets and intangible assets			Equity	
Fixed assets	669	676	Participation Fund - Saneago	136,499
Intangible assets	107,165	106,601	-Participation Fund - Caesb	128,066
Contractual assets	113,871	93,274	Interest to recognize - Saneago	(4,216)
	221,705	200,551	Interest to recognize - Caesb	4,216
			Income reserve	13,428
				277,993
				256,316
Total assets	297,996	285,621	Total liabilities	297,996
				285,621

b) Corumbá Consortium

Saneago and Caesb organized Corumbá Consortium on September 17, 2009. It is enrolled with the registry of legal entities (CNPJ) under number 18.801.675/0001-03 and is headquartered at Rua Recife, Quadra 184 Lote Área Especial, Parque Marajó, in the municipality of Valparaíso de Goiás. Its organization is based on articles 278 and 279 of Law 6.404 of December 15, 1976, and it was set to run for a period of thirty (30) years, renewable for equal and successive periods.

The consortium has as exclusive purpose the implantation, operation and joint maintenance of an enterprise called Sistema Produtor de Água Corumbá and aims to meet the demand of water supply in the municipalities of Luziânia, Valparaíso de Goiás, Novo Gama and Cidade Ocidental in the state of Goiás, as well as the cities of Gama and Santa Maria in Distrito Federal.

It is conducted by a managing council with ten equally divided members representing the companies and an Executive Management with two officers.

This consortium fits the definition of a joint operation. According to CPC 19 items 14 and 15, the parties that jointly control the business have rights over assets and obligation for liabilities. As per the bylaws, participation of the consortium members is equal in 50%, but it is disproportional. On May 31, 2024 Caesb held 48.50% and Saneago held 51.50%, (as at November 30, 2023, Caesb held 49.28% and Saneago held 50.72%). The difference was recognized Saneago's current assets (Note 12). The amounts receivable and payable to the consortium members are provisioned for in the Consortium statement of financial position, demonstrating equalitarian interest in equity.

105

26. Contractual advances

The Brazilian Central Bank authorized the hiring of a private bank institution to process the payment of salaries, vacations, travel advances, pension plans and similar ones of Saneago's employees according to the conditions established in the invitation to bid and its attachments. The contracted service provider paid an amount of R\$ 12,444 to Saneago for the assignment of the services, in one installment. The term of the contract is sixty (60) months starting June 1, 2022. The outstanding balance of R\$ 7,259 as at June 30, 2024 (R\$ 2,489 in current liabilities and R\$ 4,770 in noncurrent liabilities), refers to 35 installments in the amount of R\$ 207 thousand corresponding to the period from July/2024 to May/2027 (R\$ 8,504 as at December 31, 2023, corresponding to the period from January/2024 to May/2027).

27. Other payables

	06/30/2024	12/31/2023
Current		
Provision for contractual compensation (a)	7,933	8,020
Provision for suppliers	5,864	2,978
Contractual subvention	1,752	1,752
Collaterals	572	572
Other payables	63	-
	<u>16,184</u>	<u>13,322</u>

(a) Provision for concession-related compensation owed to municipal governments mainly for the period of June 2024.

28. Provision for lawsuits

The Company is a party of various civil, tax and labor court cases classified as probable losses and duly accrued for according to CVM Decision 594/09 and standard CPC 25, as follows:

	06/30/2024	12/31/2023
Environmental	7,631	2,317
Civil	53,167	51,406
Regulatory	699	698
Labor	117,749	139,870
Tax	11,802	11,886
	<u>191,048</u>	<u>206,177</u>

Changes to the provisions were as follows:

	Balance 12/31/2023	Payments of provisioned lawsuits	Recognized Provisions/ Reversals	Balance 06/30/2024
Environmental	2,317	-	5,314	7,631
Civil	51,406	(3,684)	5,445	53,167
Regulatory	698	-	1	699
Labor	139,870	(1,400)	(20,721)	117,749
Tax	11,886	-	(84)	11,802
Total	<u>206,177</u>	<u>(5,084)</u>	<u>(10,045)</u>	<u>191,048</u>

The main changes refer to: i) reversal of a provision in the amount of R\$ 20,160 of labor class action on interval between work days due to a decision in the appeal court that reversed an unfavorable sentence, removing the conviction; ii) reversal of a labor provision in the amount of R\$ 11,000 due to a judgment that accepted the preliminary *lis pendens*, when there is duplicity in claims in different actions; iii) provision in the amount

The main proceedings provided for as at June 30, 2024 are as follows:

Type	Proceeding	Description	Plaintiff	Estimate
Labor	0010242-85.2016.5.18.0016	Class action - Payment of rest time between working days	STIUEG	25,046
Labor	0010217-89.2022.5.18.0007	Class action - Payment of rest time between working days	STIUEG	20,160
Civil	5027758-88.2017.8.09.0051	Recovery of economic and financial balance	Empate/Compav	20,084
Labor	0010341-76.2021.5.18.0017	Class action - Payment of rest time between working days	STIUEG	17,250
Labor	0011388-6.2021.5.18.0011	Class action - Weekly paid rest time	STIUEG	15,750
Tax	0026826-44.2018.4.01.3500	Tax Assessment Notice	CRQ	11,455
Labor	0010206-66.2022.5.18.0005	Class action - Mischaracterization of working hours 12x36	STIUEG	8,800
Labor	0010287-3.2022.5.18.0009	Class action - Overtime exceeding 6-hour work shift	STIUEG	7,700
Environmental	5182910-61.2019.8.09.0051	Environmental civil public action	MPGO	5,000
				<u>131,245</u>

We also point that there is a class labor contingency on operational duty, currently provisioned in the amount of R\$ 1,953, in which there is an unfavorable court decision in the appeal court. The action began the execution phase in which the effective quantum of the conviction will be determined considering the definition of the employees who fit the parameters of the sentence, surveys of documents, expert examinations, presentation of calculations and their challenges, going through all phases of due legal proceeding.

Causes rated as possible

They are not accrued for, but the possibility of loss is continuously evaluated.

	06/30/2024		12/31/2023	
	Estimated value	Qty	Estimated value	Qty
Environmental	52,320	47	66,719	39
Civil	55,530	574	54,965	563
Regulatory	20,611	29	6,183	30
Labor	71,333	97	17,873	90
Tax	712,597	8	704,550	8
		<u>912,391</u>	<u>850,290</u>	<u>730</u>

The main proceedings with likelihood of loss considered possible are the following:

Proceeding	Plaintiff	Nature	Value
0057557-58.2003.8.09.0051	Municipality of Goiânia	Tax	367,300
0281694-13.2009.8.09.0051	Municipality of Goiânia	Tax	255,703
17095.720414/2023-44	Brazilian Revenue Service	Tax	87,345
0010863-19.2024.5.18.0011	STIUEG	Labor	30,000
0350155-12.2008.8.09.0103	Municipal Government of Minaçu	Environmental	22,122
0010243-24.2021.5.18.0007	STIUEG	Labor	18,000
0215530-65.2004.8.09.0011	Goiás MP Prosecution Office of Goiás	Environmental	12,247
0288088-98.2010.8.09.0116	Goiás MP Prosecution Office of Goiás	Civil	11,430
5435715-37.2024.8.09.0049	Juberto Ramos Jube	Regulatory	11,113
5287551-65.2024.8.09.0103	MPGO	Environmental	10,500
0010655-48.2023.5.18.0018	STIUEG	Labor	10,000
			<u>835,760</u>

The main adjustments regarding possible contingencies are the addition of labor lawsuits (R\$ 10,000) whose likelihood of loss went from probable to possible after a favorable decision in the appeal court and labor (R\$30,000), regulatory (R\$ 11,113) and environmental (R\$ 10,500) lawsuits filed in the quarter and which are in the initial phase of analysis and calculation of procedural subsidies.

We also inform the filing in July - the period following the closing of financial statements - of lawsuits related to interval between work days and remunerated weekly day-off (DSR) which, as these are initial actions, the first technical subsidies are awaited for the definition of a legal defense strategy.

29. Employee benefits

29.a - Defined benefit pension plan

The retirement pension plan 001 managed by PREVSAN is of the defined benefit type, financed by contributions of active participants and assisted by Saneago as sponsor. According to regulations of the plan, the monthly contribution of the Sponsor is equal to the ones of employees, maintaining a one-to-one parity.

At the Company, after-employment benefits provided to employees that choose Retirement Pension Plan 001 are the following: Retirement pension for disabled workers, retirement pension for time of service or contribution, retirement for age, special retirement plan, annual bonus and deferred proportional benefit. They take into account other actual benefits paid, equivalent to an average of the contributions made to the plan and the value of the benefit paid by government program.

The studies for actuarial evaluation are performed annually, the last one being for the reference date of October 31, 2023, and their results related to December 31, 2023:

	In 2023 (R\$)
Fair value of the plan's assets	
1 Fair value of assets at the end of previous period	(1,157,278)
2 Benefits paid in the period using plan's assets	95,374
3 Participant's contributions for the year	(13,466)
4 Employer's contribution for the year	(13,438)
5 Expected returns on assets (a+b+c)	(131,684)
a) Expected returns on plan's assets	(136,038)
b) Returns on expected contributions	(1,203)
c) Return loss from expected benefit payments	5,557
6 (Earnings)/losses in the fair value of the plan assets	15,962
7) Fair value of assets at the end of the period (1+2+3+4+5+6)	(1,204,530)
Actuarial liabilities	
8 Actuarial liabilities at beginning of the period	1,150,761
9 Cost of current services, net	670
10 Cost of past services	-
11 Participant's contributions for the year	13,466
12 Interest on actuarial liabilities (a+b)	129,713
a) Interest expenses on actuarial liabilities	135,270
b) Decrease in interest arising from expected benefit payments	(5,557)
13 Benefits paid in the period	(95,374)
14 (Earnings)/losses on actuarial liabilities	62,005
15 Actuarial liabilities at the end of the period (8+9+10+11+12+13+14)	1,261,241

Net Liabilities/Assets are as follows:

Determination of net liabilities (assets)	12/31/2023	12/31/2022
Deficit/(Surplus) determined		
A Actuarial obligations determined (15)	1,261,241	1,150,761
B Fair value of the assets of the plan (7)	(1,204,530)	(1,157,279)
C Deficit/(Surplus) determined (A+B)	56,711	(6,518)
Asset ceiling effect and additional liabilities		
D Asset ceiling effect (If C>0, D=C x (-1); if C<0, D=0)	-	6,518
E Additional liabilities	-	-
F Asset ceiling effect and additional liabilities (D+E)	-	6,518
G Net liabilities/(assets) resulting from the provisions of CPC 33 (R1)	-	-
H Net liabilities/(assets) determined (C+F)	56,711	-

As seen in the table above, the existing pool of funds of the plan on October 31, 2023, was not sufficient to assure the pensions of the plan. Therefore, it is necessary to recognize actuarial liabilities 2023.

Assumptions used in the calculation of liabilities and projections

The assumptions and actuarial methods adopted were those set forth in standard CPC 33(R1) addressing when and how the cost to provide the benefits to employees must be recognized by the employer, as well as data that must be disclosed in the financial information. As demanded in the norm, the projected unit credit method was adopted to calculate actuarial liabilities. In 2023, for calculation of the weighted average of future payments of benefit of the plan, the following hypotheses and actuarial assumptions were used:

Assumptions at	12/31/2023
Actual rate of actuarial discount	5.35%
Actual return expected from assets	5.35%
Actual rate of salary growth for active employees	3.20%
Actual rate of growth in benefits of the plan during receipt	0.00%
Benefit capacity factor	98.00%
Salary capacity factor	98.00%
Estimated inflation	3.90%
Nominal discount rate	9.46%
Nominal return expected from the assets of the plan	9.46%
Nominal rate of salary growth for active employees	7.22%
Nominal rate of growth in benefits of the plan during receipt	3.90%
General death rate	BR-EMSsb-2015, divided by gender
Death of disabled people	MI 85, divided by gender
People becoming disabled	TASA 27
Annual turnover rate	Linear 1.50% p.a.

On January 12, 2024, by means of PREVIC Ordinance No. 29, the Superintendence of Supplementary Pension Plans (PREVIC) approved the following adjustments to the statute of Retirement Pension Plan 001: i) Change to the rule used to calculate the Benefit Actual Salary, calculation basis for the benefits; ii) Closure of the plan for new participants; and iii) Brief adjustments to improve text understandability or to review the reissue of other changes, also seeking to make the statutes more understandable and reviewing the reissue of legal provisions.

29.b. - Defined contribution pension plan

Approved on April 16, 2019, according to Administrative Act 310 of the National Superintendency of Private Pension Plans (Previc), code CNPB 2019.0009-38, the benefit plan 002 managed by PREVSAN is of the defined contribution type, or in other words, where the programmed benefits have their value adjusted to the balances of the shares kept on behalf of the participant, including in the phase where benefits are received, considering the net result of the pool of funds invested, amounts contributed and benefits paid.

It is financed by the contributions of active participants and sponsored by Saneago. The participants' monthly contribution has to be at least 3% of the minimum contribution and the maximum one is at discretion of the participant'. The contribution of the sponsor is at least 3% of the minimum individual contribution and 6.10% at most.

29.c. - Health assistance program

CAESAN is a non-profit private association destined to provide exclusive medical and hospital assistance to its beneficiaries and their dependents, offering non-mandatory collective plans according to the conditions established in its specific benefit regulations.

As determined in article 68 of the Regulations, the Program is maintained by means of usual and special contributions by Saneago of forty percent (40%) of the amount of the expenses incurred with employees during work. As article 69 of the Regulations provides, former employees and retired ones that opt for the program undertake to pay the cost and the one that would be payable by Saneago.

CAESAN's Program has the characteristic of a defined contribution plan. To meet the provisions of CVM Decision CVM 695/12, accounting of obligations of that type of program is determined through the amount of contributions Saneago made to it. As at June 30, 2024, they corresponded to R\$ 20,521 (R\$ 20,627 as at June 30, 2023), not being necessary to calculate actuarial liabilities.

30. Equity

a) Capital Stock

According to the prevailing law, capital may be increased upon decision of the Board of Directors, regardless of amendment to the articles of incorporation, up to the limit of three billion, one hundred and twenty-five million Brazilian reais (R\$3,125,000,000.00), provided the proportion established in Article 5, paragraph 1 of the Articles of Incorporation.

The Company's capital totally subscribed and paid corresponds to two billion, five hundred and fifteen million, five hundred and forty-six thousand, three hundred and sixty-seven Brazilian reais and seventy-six cents (R\$2,515,546,367.76), represented by two billion, five hundred and fifteen million, five hundred and forty-six thousand, three hundred and sixty-seven (2,515,546,367) book-entry shares, without face value.

Shareholder	06/30/2024					
	# of ordinary shares Qty.	%	# of preferred shares Qty.	%	Total # of shares Qty.	%
State of Goiás	1,336,135,806	71.5695%	354,992,364	54.7287%	1,691,128,170	67.2271%
State Social Security Fund	488,016,887	26.1404%	122,637,514	18.9069%	610,654,401	24.2752%
Cia de Inv. E Parcerias Goiás	42,749,681	2.2899%	170,998,719	26.3627%	213,748,400	8.4971%
Others	4,000	0.0002%	11,396	0.0018%	15,396	0.0006%
Total	1,866,906,374	100.00 %	648,639,993	100.00%	2,515,546,367	100.00 %

The unit value of ordinary and preferred shares is R\$ 1.00 (one Brazilian real).

b) Payment of capital

Between December 31, 2023 and June 30, 2024, there was no increase in capital.

c) Statutory reserve

It is recognized by allocating 5% of the net income of the year up to the limit of 20% of capital. A statutory reserve is no longer recognized in the year where the balance of the reserve exceeds 30% of capital. The statutory reserve aims to assure the integrity of capital and can only be used to compensate losses or increase capital and it cannot be used for payment of dividends.

d) Investment reserve

According to Article 73, item II of the Company's articles of incorporation, the remaining balance of income after deduction of accumulated losses, statutory reserve and mandatory minimum dividends has to be destined for the recognition of an investment reserve.

e) Asset and liability valuation adjustment

Law 11.638/07 created this account, which was amended by Law 11.941/09. Its purpose is accounting for increase and decrease in the value of assets and liabilities as a result of adjustment to fair value not yet computed in the income of the year because of the accrual basis and also the realization of the depreciation of assets.

Asset and liability valuation adjustment	06/30/2024	12/31/2023
Asset and liability valuation adjustment	50,470	50,471
Deferred taxes on deemed cost (Note 14.2)	(17,160)	(17,160)
	<u>33,310</u>	<u>33,311</u>

f) Dividends and interest on equity capital

In compliance with the Brazilian corporate law, the Company's articles of incorporation establish the distribution of mandatory dividends of 25% of the net income of the year, first paid to holders of preferred shares, to be paid within 60 days as from the date in which it is declared in an Annual General Meeting. By deliberation of the Board of Directors, interest on equity capital may be attributed, which will be calculated on the Company's equity in accordance to TJLP as provided for in Regulatory Instruction RFB 1.700/2017, and will be mandatorily compensated in the distribution of mandatory dividends. Thus, the dividends are distributed in the form of interest on equity capital, within the established limit, as per the calculation described above, and in case the minimum mandatory dividend exceeds this amount, the difference is paid as dividends.

Dividends of 2023 were distributed as interest on equity capital, as per the following table, and according to the resolution at the Extraordinary General Meeting held on April 30, 2024, and the payment was made on May 03, 2024.

Calculation of interest on equity capital and dividends payable	
Statement of income - 2023	583,856
Recognition of legal reserve (5%)	(29,192)
Adjusted profit distributable	554,664
Mandatory dividends (25%)	138,666
Interest on capital added to dividends	138,666
Total proceeds proposed as at 12/31/2023	138,666

In 2024, dividends are provided for as Interest on equity capital, according to the following estimate:

Calculation of dividends and interest on equity capital payable	
Income for 2Q2024	279,453
Recognition of statutory reserve (5%)	(13,973)
Adjusted profit distributable	265,480
Mandatory dividends (25%)	66,370
Interest on capital added to dividends	66,370
Total Proposed Earnings as at June 30, 2024	66,370

Type of shares	Qty	Percentage	Total compensation	Earnings per share
Common share	1,866,906,374	74.21%	48,018	0.02572
Preferred share	648,639,993	25.79%	18,352	0.02829
	2,515,546,367		66,370	

g) Earnings per share

Basic earnings per share are calculated by dividing the net income attributable to shareholders by the weighted average of outstanding ordinary and preferred shares. However, as described in item II of paragraph 1 of article 17 of the Brazilian Corporate Law, shareholders holding preferred shares are entitled to receive a dividend ten percent (10%) higher than the one attributed to ordinary shares.

Type of share	Quantity	Percentage	Income for the period	Earnings per share
Ordinary shares	1,866,906,374	74.21%	207,395	0.1111
Preferred shares	648,639,993	25.79%	72,058	0.1111
	2,515,546,367		279,453	

Diluted income for the year corresponds to ordinary shares in the amount of R\$ 207,395, with diluted earnings per share corresponding to R\$ 0.1111.

31. Net operating revenue (expenses)

Gross revenue	04/01/2024 to 06/30/2024	01/01/2024 to 06/30/2024	04/01/2023 to 06/30/2023	01/01/2023 to 06/30/2023
Water supply and sewage services	904,909	1,748,642	836,120	1,570,636
Technical services	645	1,204	591	1,182
Outsourcing	2,275	4,550	2,275	4,550
Revenue from construction work	117,287	306,698	77,636	148,802
Total	1,025,116	2,061,094	916,622	1,725,170
Taxes and returns				
Contribution to the Social Integration Program (PIS)	(15,041)	(29,366)	(13,851)	(26,028)
Contribution for Social Security Funding (COFINS)	(69,279)	(135,260)	(63,798)	(119,888)
Returns and rebates	(551)	(1,107)	(519)	(964)
	(84,871)	(165,733)	(78,168)	(146,880)
Net operating revenue	940,245	1,895,361	838,454	1,578,290

32. Costs and expenses by nature

Cost	04/01/2024 to 06/30/2024	01/01/2024 to 06/30/2024	Restated 04/01/2023 to 06/30/2023	Restated 01/01/2023 to 06/30/2023
Personnel	(185,692)	(369,144)	(164,875)	(329,968)
Electricity	(64,964)	(125,525)	(55,546)	(114,081)
Third-party services	(38,798)	(72,919)	(28,034)	(57,716)
Amortization and Depreciation	(34,740)	(68,472)	(30,594)	(60,340)
Materials	(32,076)	(62,442)	(26,534)	(51,188)
General	(2,559)	(4,896)	(2,073)	(3,512)
PIS and COFINS credit on depreciation and amortization	5,611	11,113	5,282	10,831
	(353,218)	(692,285)	(302,374)	(605,974)
Construction costs	(117,287)	(306,698)	(77,636)	(148,802)
	(470,505)	(998,983)	(380,010)	(754,776)

Selling expenses	04/01/2024 to 06/30/2024	01/01/2024 to 06/30/2024	Restated 04/01/2023 to 06/30/2023	Restated 01/01/2023 to 06/30/2023
Personnel	(31,445)	(62,717)	(30,866)	(61,446)
Concession-related compensation	(31,088)	(57,586)	(24,832)	(46,572)
Third-party services	(22,707)	(44,085)	(21,700)	(41,615)
General expenses	(2,041)	(3,420)	(233)	(899)
Materials	(372)	(784)	(196)	(359)
Amortization and Depreciation	(138)	(272)	(121)	(231)
Electricity	-	-	-	-
PIS/COFINS credit on depreciation and amortization	19	37	14	28
	(87,772)	(168,827)	(77,934)	(151,094)

Administrative expenses	04/01/2024 to 06/30/2024	01/01/2024 to 06/30/2024	Restated 04/01/2023 to 06/30/2023	Restated 01/01/2023 to 06/30/2023
Personnel	(101,473)	(204,187)	(91,338)	(185,804)
Amortization and Depreciation	(13,484)	(26,916)	(13,285)	(25,368)
Third-party services	(9,697)	(20,190)	(9,185)	(19,381)
General expenses	(4,240)	(8,165)	(3,201)	(6,675)
Materials	(3,033)	(6,098)	(2,350)	(4,146)
Electricity	(762)	(1,524)	(641)	(1,261)
PIS/COFINS credit on depreciation and amortization	-	-	-	-
	(132,689)	(267,080)	(120,000)	(242,635)

Total costs and expenses	04/01/2024 to 06/30/2024	01/01/2024 to 06/30/2024	Restated	
			04/01/2023 to 06/30/2023	01/01/2023 to 06/30/2023
Personnel	(318,610)	(636,048)	(287,079)	(577,218)
Third-party services	(71,202)	(137,194)	(58,919)	(118,712)
Electricity	(65,726)	(127,049)	(56,187)	(115,342)
Amortization and Depreciation	(48,362)	(95,660)	(44,000)	(85,939)
Materials	(35,481)	(69,324)	(29,080)	(55,693)
Concession-related compensation	(31,088)	(57,586)	(24,832)	(46,572)
General expenses	(8,840)	(16,481)	(5,507)	(11,086)
PIS/COFINS credit on depreciation and amortization	5,630	11,150	5,296	10,859
	<u>(573,679)</u>	<u>(1,128,192)</u>	<u>(500,308)</u>	<u>(999,703)</u>

The captions that most impacted the increase in total costs and expenses were i) personnel expenses, reflecting regular and career plan growth, inflationary adjustment offered to the workers, in addition to bonus according to collective bargaining agreements; ii) electricity due to the readjustment of free market energy and increased consumption for increase in water production; iii) third-party services, with asphalt recovery expenses, in addition to advertising expenses for the drought period and iv) expenses on materials that were impacted by fuel expenses due to both increase in consumption and in the price of chemical products due to the increase in production.

33. Other operating revenues/expenses

	04/01/2024 to 06/30/2024			01/01/2024 to 06/30/2024			Restated					
	Provision/ reversal	Effective	Net effects	Provision / Reversal	Effective	Net effects	04/01/2023 to 06/30/2023	Effective	Net effects	01/01/2023 to 06/30/2023	Effective	Net effects
Clients' receivables - Loss/recovery	(18,573)	4,789	(13,784)	(49,945)	10,025	(39,920)	(27,857)	6,000	(21,857)	(56,544)	13,076	(43,468)
Employee Profit Sharing	34,858	(49,628)	(14,770)	21,683	(49,628)	(27,945)	29,043	(39,323)	(10,280)	16,068	(39,323)	(23,255)
Contingencies - Indemnities/legal/court (a)	(2,359)	(3,290)	(5,649)	15,129	(6,482)	8,647	(60,823)	(3,363)	(64,186)	(2,248)	(6,029)	(8,277)
Inventories - Write-off/Adjustments (b)	(48)	(99)	(147)	(120)	(164)	(284)	2,465	112	2,577	2,346	(797)	1,549
Loss on concessions (c)	-	-	-	-	-	-	-	-	-	(48)	-	(48)
Reimbursements and indemnities	-	91	91	-	151	151	-	331	331	-	647	647
Other Revenues from/Expenses on operations	-	653	653	-	1,329	1,329	-	678	678	-	1,415	1,415
Fixed assets disposals and write-offs / Losses on constructions (d)	-	(54)	(54)	-	(54)	(54)	454	-	454	5,442	-	5,442
Contractual penalties (e)	-	3,556	3,556	-	25,001	25,001	-	-	-	-	-	-
	<u>13,878</u>	<u>(43,982)</u>	<u>(30,104)</u>	<u>(13,253)</u>	<u>(19,822)</u>	<u>(33,075)</u>	<u>(56,718)</u>	<u>(35,565)</u>	<u>(92,283)</u>	<u>(34,984)</u>	<u>(31,011)</u>	<u>(65,995)</u>

- (a) Income for 2024 was affected by i) reversal of a provision in the amount of R\$ 20,160 from a labor class action on interval between working days due to a court decision that reversed an unfavorable sentence in the lower court; ii) reversal of labor provision in the amount of R\$ 11,000 due to a favorable judgment in the appeal court; iii) provision in the amount of R\$ 8,547 due to the update of a class labor action in the final phase of settlement and iv) provision, after a conviction, of R\$5,000 referring to an environmental case on the discharge of raw sewage whose plaintiff is the Public Prosecutor's Office of the State of Goiás.

In the 2nd quarter of 2023, there was recognition of provisions for labor class actions related to remunerated weekly day-off and suppression of intervals between working days, following court proceedings (unfavorable court decision and approval of court costs). On the other hand, the reversal in the first quarter mainly refers to a proceeding from the Municipal Government of Minaçu related to the tax execution in the amount of R\$75,123. The proceeding provided for in 2021, was considered ungrounded in court, and later, had its final and unappealable decision, archived.

- (b) Changes to the provision for inventory losses, recognized as described in Note 2.3, are as follows:

Recognition of net provision for Inventory losses (Note 8)	(18)
Reversal of net provision for Construction work inventory losses (Note 16)	(102)
	<u>(120)</u>

- (c) Changes in 2023 refers to the write-off of residual assets from districts in the municipality of Ipameri transferred to Other accounts receivable, as detailed in Note 12.

- (d) The reversal in 2023 is related to the construction of the Sewage System of Inhumas/GO, whose contract was partially carried out and later interrupted, giving rise to the provision. Later, the Company made efforts to identify the functional segments of the construction work leading to its immobilization and later reversal of the loss estimate.
- (e) This refers to the fine levied arising from the outsourcing agreement with BRK Ambiental Goiás S.A. (Note 11), for noncompliance with goals within the contractually established terms. There was an agreement to transform the fine into an obligation to perform construction work.

34. Net financial income (loss)

	04/01/2024 to 06/30/2024	01/01/2024 to 06/30/2024	04/01/2023 to 06/30/2023	01/01/2023 to 06/30/2023
Financial revenues				
Interest/fines/income	29,541	59,810	28,496	53,314
Monetary adjustment	3,510	7,458	5,779	12,457
Discount to present value	(64)	117	483	774
	<u>32,987</u>	<u>67,385</u>	<u>34,758</u>	<u>66,545</u>
Financial expenses				
Interest/fine/charges and other expenses (a)	(35,084)	(72,921)	(38,669)	(81,911)
Monetary adjustment	(1,638)	(5,657)	(1,342)	(2,445)
Exchange rate losses	(5,092)	(6,689)	3,050	4,820
	<u>(41,814)</u>	<u>(85,267)</u>	<u>(36,961)</u>	<u>(79,536)</u>
Net financial income (loss)	<u>(8,827)</u>	<u>(17,882)</u>	<u>(2,203)</u>	<u>(12,991)</u>

- (a) The reduction is due to lower expenses on fines and late payment interest, mainly due to charges from the INSS tax installment payment recorded in 2023 according to Note 22 (a).

35. Service index

Service rendering agreements in effect entered into by Saneago with several municipalities from the State of Goiás bear service goals that aim for the universalization of services and to guarantee that 99% of the population should have access to drinking water and 90% to a sewage system and treatment, up to December 31, 2033, as per Federal Law No. 11.445/2007. The current status of those indexes are as follows:

Summary - Water Urban Service Index	Net revenue 2Q2024	No. of Municipalities	
		06/30/2024	12/31/2023
99% to 100%	89.24%	194	196
81% to 98%	10.63%	27	25
Up to 80%	0.13%	2	2
Total	100%	223	223

Summary - Sewage Urban Service Index	Net revenue 2Q2024	No. of Municipalities	
		06/30/2024	12/31/2023
90% to 100%	58.14%	37	37
74% to 90%	18.08%	15	14
Up to 73%	23.78%	171	172
Total	100%	223	223

The Water and Sewage Service Index of the main municipalities serviced by Saneago, considering the accumulated revenue in 2Q2024, is as follows:

Main municipalities	Net revenue	% of urban service			
		2024	2023	2024	2023
		Water	Sewage	Water	Sewage
Goiânia	36.50%	100.00	98.90	100.00	98.78
Anápolis	7.28%	99.51	83.75	99.51	83.05
Aparecida de Goiânia	4.14%	85.24	76.35	84.83	75.89
Valparaíso de Goiás	2.79%	100.00	55.11	100.00	54.65
Rio Verde	2.46%	100.00	99.09	100.00	99.09
Luziânia	2.21%	100.00	25.43	100.00	24.47
Formosa	2.01%	100.00	99.49	100.00	99.39
Itumbiara	1.74%	100.00	100.00	100.00	100.00
Planaltina	1.47%	100.00	98.62	100.00	98.62
Águas Lindas de Goiás	1.40%	100.00	84.11	100.00	81.67
Trindade	1.33%	99.93	99.84	99.94	99.84
Jataí	1.31%	99.58	99.05	99.57	99.05
Goianésia	1.22%	97.81	97.12	97.80	97.12
Novo Gama	1.21%	100.00	40.36	100.00	39.95
Cidade Ocidental	1.14%	100.00	61.87	100.00	62.03
Quirinópolis	0.96%	100.00	100.00	100.00	100.00
Inhumas	0.95%	100.00	80.55	100.00	80.87
Morrinhos	0.92%	99.03	89.16	99.06	88.72
Santa Helena de Goiás	0.86%	100.00	100.00	100.00	100.00
Santo Antônio do Descoberto	0.83%	100.00	63.01	100.00	63.10
São Luís de Montes Belos	0.77%	100.00	99.31	100.00	99.31
Iporá	0.75%	100.00	92.77	100.00	91.95
Uruaçu	0.75%	100.00	75.11	100.00	74.41
Porangatu	0.75%	99.78	78.11	99.78	77.75
Itaberaí	0.69%	100.00	62.18	100.00	62.47
Jaraguá	0.67%	94.55	59.12	94.59	59.33
Cristalina	0.64%	94.41	48.00	94.19	48.45
Goianira	0.58%	100.00	37.19	100.00	37.43
Palmeiras de Goiás	0.56%	100.00	100.00	100.00	100.00
Ceres	0.54%	100.00	100.00	100.00	100.00
Posse	0.53%	100.00	94.15	100.00	94.32
Pires Do Rio	0.52%	100.00	40.05	100.00	39.98
Minaçu	0.46%	99.92	77.50	99.92	77.14
Piracanjuba	0.44%	100.00	94.13	100.00	94.13
Niquelândia	0.44%	97.99	43.65	97.83	43.60
Bom Jesus de Goiás	0.44%	98.27	100.00	98.99	100.00
Goiatuba	0.43%	99.96	56.41	99.95	56.24
Itapuranga	0.42%	100.00	100.00	100.00	100.00
Pirenópolis	0.41%	99.10	30.85	99.21	30.86
Goiás	0.39%	99.63	91.01	99.63	90.89
Padre Bernardo	0.39%	100.00	82.79	100.00	82.79
Bela Vista de Goiás	0.39%	98.50	68.45	98.52	68.11
Pontalina	0.35%	100.00	100.00	100.00	100.00
Rubiataba	0.33%	93.88	90.25	93.87	90.25
Silvânia	0.33%	100.00	100.00	100.00	100.00
Jussara	0.32%	100.00	100.00	100.00	99.83
São Miguel do Araguaia	0.32%	98.36	66.63	98.33	65.78
Acreúna	0.31%	96.43	42.95	96.38	43.12
Caiapônia	0.29%	97.13	93.64	97.15	93.64
Anicuns	0.29%	99.94	49.82	99.95	50.10
Campos Belos	0.28%	100.00	95.08	100.00	95.08
Nerópolis	0.27%	94.26	-	94.75	-
Aragarças	0.26%	100.00	-	100.00	-
Guapó	0.26%	100.00	87.75	100.00	87.75
Alexânia	0.26%	100.00	-	100.00	-
Caçu	0.25%	100.00	100.00	100.00	100.00
Edéia	0.25%	100.00	100.00	100.00	100.00
Paraúna	0.24%	100.00	100.00	100.00	100.00
Itapaci	0.20%	100.00	-	100.00	-
Vianópolis	0.20%	100.00	74.75	100.00	71.29
Montividiu	0.20%	100.00	55.05	100.00	55.36
Indiara	0.19%	100.00	-	100.00	-

36. Insurance

On December 04, 2023, the Company's civil liability insurance policy was hired for twelve (12) months in relation to board members, executive managers, officers and other equally liable persons (D&O Insurance). According to it, the insurance company will pay, on behalf of policy holders, all losses they are legally forced to pay as a result of actions brought for alleged wrongful acts during the retroactivity period or within the term of the policy, provided such loss does not exceed the maximum contracted limit of insurance, which is fifty million Brazilian reais. The total premium paid will be 705 thousand, in 4 installments of 176 thousand.

The Company has no full coverage of all costs inherent to its businesses and assets. The occurrence of any uncovered losses may adversely affect its financial performance.

37. Related-party transactions

As required according to item 9, of standard CPC 05(R1) and CVM Decision 642 of October 7, 2010, we list below the entities that are related to Saneago.

37.1 State of Goiás

a) Non-dependent relation

Saneago is in the condition of a non-dependent state company, or in other words, it does not receive any financial funds to pay payroll costs, general costs general or capital from the controller, the Government of the state of Goiás, except for funds for shareholding increase.

b) Participation in financing operations

The state of Goiás participates as guarantor in the loan agreement executed between the Company and the Inter-American Development Bank (IBD), besides offering collateral to a financing contract executed with Caixa Econômica Federal.

c) Rendering of services

The Company provides water supply and sewage services to direct and indirect public administration agencies of the state of Goiás. In 2Q2024, the net revenue the Company received from that State was R\$ 81,797 (R\$ 73,538 in 2Q2023).

The balances of debt due and falling due of those agencies are the following:

	06/30/2024	12/31/2023
Amounts billed not yet due	14,294	7,855
Falling due in more than 30 days	322	1,395
Overdue for up to 30 days	460	2,494
Overdue from 31 to 60 days	472	1,629
Overdue from 61 to 90 days	363	370
Overdue from 91 to 120 days	412	420
Overdue from 121 to 180 days	774	791
Overdue from 181 to 360 days	1,865	1,891
Overdue from 361 days to 5 years	4,838	4,849
Overdue from 6 to 10 years	5,830	5,830
Overdue for more than 10 years	70	-
Estimate of amounts to be billed	4,431	4,059
(-) Discount to present value of receivables	(6)	(108)
(-) Allowance for doubtful accounts	(15,310)	(15,778)
Subtotal	18,815	15,697
Amounts receivable (noncurrent)	1,442	2,605
(-) Discount to present value of receivables	(162)	(449)
(-) Allowance for doubtful accounts	(123)	(199)
Subtotal	1,157	1,957
Total	19,972	17,654

The allowance for doubtful accounts referring to accounts receivable from State Agencies considers the calculation method detailed in Note 2.3 with the application of the provision matrix referring to public agencies.

37.2 Operations with municipalities

a) The program contract with the municipality of Goiânia was executed on December 17, 2019, to be in effect until December 17, 2049. The contract establishes monthly payment of 5% of gross revenue into the Municipal Sanitation Fund. Until June 30, 2024, gross revenue in the municipality of Goiânia corresponded to R\$ 647,213 and an amount of R\$ 32,360 was deposited into the Fund.

b) On June 30, 2024, 32 out of the 223 contracts are expected to have as compensation a percentage ranging from 2% to 5% of the amounts collected in the municipality, however, 5 municipalities are still creating a specific municipal fund to receive these amounts, and thus are still not being compensated.

c) Rendering of accounts have been prepared for debt settlement through services provided by local governments to the Company. As at June 30, 2024 the balance of accounts receivable overdue and not yet due regarding the debt of municipalities with the Company was R\$ 117,163 and two matching of accounts were realized with an adjustment of R\$ 21 (R\$ 104,440 as at December 31, 2023, with 7 matching of accounts and adjustment of R\$ 1,515).

38. Compensation of Management, Internal Audit Committee and Statutory Audit Committee

As at June 30, 2024, the expenses related to the compensation of members of the Board of Directors, Executive Board, Internal Audit Committee and Statutory Audit Committee were R\$ 4,556 (R\$ 4,481 as at June 30, 2023).

a) Board of Directors

The Board of Directors is the area of the Company that establishes norms and makes decisions. It has at least seven (7) and eleven (11) members at most, which receive monthly fees of eighteen percent (18%) of the average compensation paid to Executive Officers of the Company.

b) Executive Board

The Executive Board has the powers to manage the Company's day-to-day businesses and has the following composition: Main Management Board, Sales Management, Corporate Management, Financial Management, Relationship with Investors and Regulations, Production Management, Expansion Management and Legal Affairs Management. The Board of Directors establishes Management's compensation, which cannot be lower than the highest compensation paid to employees of the Company. Officers receive fees between the equivalent to the highest base salary of the Company and ninety five percent (95%) of the highest compensation established for the position of CEO.

The Company's articles of incorporation do not provide the payment of annual bonus to the Officers; however, they are employees of the Company and receive the same benefits that other employees receive.

c) Fiscal Council

The Fiscal Council has at least three (3) and five (5) members at maximum and an equal number of substitutes. The Board of Directors also establishes the monthly fees to be paid them, observing a minimum limit, for each member, of fourteen percent (14%) of the average fees attributed to Officers.

d) Statutory Audit Committee

It is a Committee that reports directly to the Board of Directors, with operating autonomy to conduct or determine the execution of consultations, evaluations and investigations. It is composed of at least three (3) and five (5) members at maximum and, according to Law 13.303/2016, the appointment of substitutes is not allowed. The Board of Directors chooses the members and determines their monthly fees, which correspond to eighteen percent (18%) of the average compensation paid to the Officers of the Company.

39. Supplementary cash flow information

As demonstrated below, changes not affecting cash are deducted from the Statement of Financial Position:

ASSETS	Note	06/30/2024
Receivables from consumers	7	(19,978)
Allowance for doubtful accounts/Discounts to present value	33/34	(49,828)
		<u>(69,806)</u>
Other accounts receivable	12	1,294
Transfers of intangible assets - Contributions Consortium Águas Lindas	17	6,696
Transfers of fixed assets - Contributions Consortium Corumbá	15	(3,335)
		<u>4,655</u>
Recoverable taxes	9	(4,526)
Taxes and contributions to offset - Lease		270
		<u>(4,256)</u>
Inventories	8	(4,424)
Transfers of contract assets	16	324
Estimated inventory losses/reversal	33	(18)
		<u>(4,118)</u>
Contract assets	16	(151,478)
Allocation of inventories in addition	16	647
Capitalized interest	20,c	5
		<u>(150,826)</u>

40. "Operação Decantação"

Current situation:

The complaint brought by the Public Prosecution Office was rejected by the Federal Judge of the 11th Federal Court of Goiás (proceeding No. 0020618-15.2016.4.01.3500), given the lack of exposure of the criminal fact and the elements of conviction required to file a criminal suit against those then investigated.

The Public Prosecution Office filed an appeal against the decision issued, with a request for reform, for receipt of the complaint and consequent filing of the criminal suit. The parties presented counterarguments and, until June 30, 2024, the court has issued no decision contrary to the prior one.

We point out that the Internal Audit proceeded with the identification of possible losses for the Company, as well as the possible liability, whether of employees or companies, regarding the findings pointed out by EY. This calculation is in the final stage for proceedings, so that in case the quantification of the damage to the government's treasury is substantiated, compensation to Saneago may be provided.

Chronological description of events and Management's response:

On August 24, 2016, an official investigation process called "Operação Decantação" was started, aiming to determine whether irregularities exist at Saneago in relation to certain bidding operations at the Company, under the reasoning that possible price alignments have been taking place, as well as overpayment in the performance of the respective contracts.

As described in the complaint, those facts would be causing misapplication of federal funds coming from the Growth Acceleration Program (PAC) and from financing obtained with financial institutions, as well as of amounts destined for the execution of construction work, besides other assumed acts against the government.

It is important to clarify that the investigation started is based on the need of determining assumed irregularities in the application of public funds by certain managers, employees and suppliers and Saneago is not a party to the complaint.

The investigation was divided into two stages:

- (I) analyzing the bidding process executed for the purchase of pumps to be used in the Raw Water Pumping Station of Corumbá IV Production System;
- (II) determine whether fraud exists in the above-mentioned bidding process and the assumed overpricing in the Company's reference budget, as well as the people who was making use of their positions to take personal advantage and who may still be holding their respective positions.

As per a federal court order at the time of the investigation, all executive officers of the Company were dismissed. On August 24, 2016, Saneago's Board of Directors quickly adopted measures for the permanent recomposition of the Company's Executive Management, which provided legal and administrative security to the shareholders, the market and the population.

The members of the Permanent Bidding Committee mentioned in the official investigation were removed from their positions according to Decision # 123/2016 of September 06, 2016, and new members were appointed.

An external audit company was hired to assess occasional irregularities appointed by *Operação Decantação*, which concluded for the legality of the bidding procedures object of the engagement, with no prejudice that would discredit the respective processes.

On the other hand, as per the report, noncompliance regarding the execution of construction work was found, which elicited the adoption of several measures to treat the nonconformity verified.

After the conclusion of the reports and analysis by a multidisciplinary team, including technicians of the Company and the Statutory Audit Committee, a method was defined to complement the existing provision, as follows:

Description		in R\$
Sample (Period from 2007 to 2017)		
Amount paid in priority contracts (EY's Report)	A	1,166,017,570
Amount of difference described on EY's Report in Priority Contracts	B	74,426,982
% ratio of difference to priority payments (B*100/A)	C	6.383%
Extrapolation of the sample to the universe of the construction work contracts (Period 2007 - 2017)		
Total amount paid in all contracts mentioned in the "Operação Decantação"	D	1,709,805,620
Total amount paid in contracts of companies listed for Background Check	E	75,306,360
Subtotal (D+E)	F	1,785,111,980
Estimated provision for contracts listed in "Operação Decantação" (F*C/100)	G	113,943,821
Amount accrued for as at December 31, 2017	H	64,785,432
Subtotal (G-D)	I	49,158,389
Tax effects on contracts recorded in the statement of income	L	4,550,663
Supplementary provision restated on January 01, 2018 (I+L)	K	53,709,052
Total provided for (H + K)	L	118,494,484
Reversal - Construction of Production System Corumbá as at December 31, 2022	M	4,929,677
Current balance provided for (L - M)	N	113,564,807

Besides, considering the facts occurred on March 28, 2019 ("*Operação Decantação 2*") and April 04, 2019 ("*Operação Decantação 3*"), where the Federal Police executed the first investigation actions, the Company released an official letter to the market stating that:

- i. In relation to the facts occurred in the period from 2012 to 2016, Saneago highlights that the current Management of the Company has been prioritizing the implantation of governance and compliance practices to assure the lawfulness of all processes;
- ii. Among the actions implemented, there was the creation of a Governance Superintendency, responsible for the implantation of a series of strategic policies, such as Responsibility Limits, a document that standardized the making of decisions by the Executive Board, Policies for Prevention of Conflict of Interests, a Code of Conduct, Policies for Transactions with Related Parties and Policies for Prevention of Corrupt Acts.

It is also important to point out that there is mention in "*Operação Decantação*" 3 that some companies mentioned in the 1st Phase of the Operation still have contracts in effect with Saneago.

However, the Company trusts the governance measures adopted after 2016, mainly through the preparation of risk matrices for contracts with companies mentioned in "*Operação Decantação*" 1, 2 and 3, for the diagnosis of inherent risk, according to the perception of the manager, as well as their awareness of risk events in the execution of such contracts, resulting in medium and high risk for Saneago, which is establishing mitigating measures capable of reducing risk. For more information, access Item 4.7 (Other Significant Contingencies) of Saneago's Reference Form.

41. Virtual storeroom

After news published in January 2022 regarding the existence of accusations related to the Virtual Storeroom contract, the Board of Directors requested the Internal Audit Committee for the conclusion of the audit procedure that had already been initiated by determination of the Executive Board, and for the preliminary report to be delivered to the Statutory Audit Committee, for deliberation and measures by the Board of Directors.

Similarly, the CGE-GO had already been engaged by the Executive Board to perform the analysis on the execution of the contract. That caused the suspension of the requests through the Virtual Storeroom platform since August 2021, and the procedure for suspension of the contract was effectively concluded in December 2021.

With the delivery of the preliminary Internal Audit report to the Economic Affairs Commission (CAE), and the conclusion of the work by CGE-GO, Saneago's Executive Board collectively deliberated on the necessary corrective actions, deciding to withhold the last contractual payment and also to file a proceeding for calculation of liability, aiming to terminate the contract, with due respect to the right to adversary system and full defense of the company hired. It was also decided to inform the CGE-GO regarding the acceptance of the request for corrective actions recommended by the agency and forwarding of the matter to the CAE.

The contract, amounting to R\$ 86 million for a period of 30 months, had total revenue of R\$ 20 million. The Company adopted all governance practices regarding the matter, the contract is suspended and the services halted until the termination is formalized.

It is also important to point out that, regarding the bidding process for the Virtual Storeroom, all the observations and technical recommendations of the CGE and other regulatory agencies regarding the first hiring initiative, which was unsuccessful, were complied with, and that there was a legal opinion and monitoring of the bidding process with no irregularity found, and that the phase of contractual execution lasted only 8 months, and was then suspended to avoid losses to the Company.

At first, the Statutory Audit Committee, urged to give a definitive opinion on the matter, even in view of the conclusions of the Internal Audit, submitted to the Board of Directors the need for an independent external audit that could verify any findings in the mentioned contract. Throughout 2022, along with the preparation of the term of reference and the start of the bidding process, there was also an internal investigation, by a team led by the Corporate Management Board, as well as by the Public Prosecutor's Office of the State of Goiás (CGE - GO), in addition to proceedings with the Court of Auditors of the State of Goiás (TCE-GO).

Both the internal investigation and the one conducted by CGE referred to errors in the contract wording, as well as in the contractual execution, which did not result in actual damages to the Company, as the disallowance of the amounts on which there could be losses is greater. In the case of the TCE, although a definitive pronouncement on the procedure has not yet been issued, the Finance Department of Public Prosecution's Office has already given its opinion indicating that there is no loss to the Company.

Subsequently, the Liability Assessment Process (PAAR) was started, authorized by the Board of Directors, leading to the contract termination, with its amounts retained and the provision of a contractual guarantee, in case the PAAR concludes that the payments are not necessary.

There is no indictment and judgment controlled externally or any definition of the involvement of Saneago, as a legal entity, or of any managers or directors. Saneago is a potential victim in the case. As well explained, there is still no external consequences involving Saneago or its directors.

On March 14, 2023, according to the notice to the market disclosed by the Company, the Corruption Fighting State Department (Deccor) initiated the operation "Custo Máximo", related to the contract. Once again, we highlight that neither Saneago nor its directors are defendants in this action and that since the beginning of the accusation related to the Virtual Storeroom, Saneago has suspended the service and taken measures for a strict and immediate verification of facts, as described above.

In July 2023, the Company paid the remaining balance established by the extinct contract, as authorized by TCEGO.

Ricardo José Soavinski
Chairman

Hugo Cunha Goldfeld
Sales Officer

Leonel Alves Pereira
Director of Corporate Management

Diego Augusto Ribeiro Silva
Financial and Investor Relation Officer

Marco Tulio de Moura Faria
Production Officer

Fernando Cozzetti Bertoldi de Souza
Expansion Officer

Ariana Garcia do Nascimento Teles
Legal Officer

Elias Evangelista Silva
Accountant CRC/GO 13.330