



Interim financial information As at September 30, 2024



Contents

1. Management Report;
2. Independent auditor's report on the review of interim financial information;
3. Interim statements of financial position;
4. Interim statements of income;
5. Interim statements of comprehensive income;
6. Interim statements of changes in equity;
7. Interim statements of cash flows;
8. Interim statements of value added - supplementary information;
9. Notes to the interim financial information.

A high-speed photograph of a water droplet suspended in mid-air, just before it hits the surface, creating a series of concentric ripples. The entire image has a blue color cast.

Management Report 3Q2024

Contents

1.	Operational performance.....	06
2.	Area of operation and Concessions.....	09
3.	Operational Improvements.....	11
4.	Investments.....	15
5.	Financial performance – Revenue.....	19
6.	Financial performance – EBITDA.....	21
7.	Analysis and Discussion about the Structure of Assets.....	28
8.	Legal Sanitation Framework.....	32
9.	Corporate governance.....	35
10.	Water security.....	38
11.	Regulatory environment.....	41
12.	Ownership interest.....	44
13.	Risk rating	46
14.	ESG Initiatives	48

3Q2024 Highlights

+R\$ 235M



+10.49% increase in Revenue
compared to 9M23

R\$ 592M



Invested in 9M24

23.83%



Losses index
Reduced in 1.58pp compared to
3Q23

98.14%



Water service index

73.84 %



Sewage service index

+R\$ 46M



Increase in income in 9M24

Operational Performance



ETA Mauro Borges no município de Goiânia

1. Operational performance

In 3Q24, the Company expanded its water and sewage systems throughout the state, providing water to **98.14%** of the population, which represents an increase of **2.74%** in households in relation to the same period of 2023.

With this advance, the Company reaches a total population of 6,123 thousand inhabitants with water supply.

As for the sewage system, the population served increased from 72.57% to **73.84%** by the end of 3Q24, which represents an increase of **3.63%** in households in relation to the same period of 2023.

Thus, **4,607 thousand** inhabitants have access to a sewage system in the municipalities served by the Company.

General Service Data

Water - Operational indexes	Unit	9M2024	9M2023	Var.	Var. (%)
Population with access to service	Thousand	6,123	6,034	89	1.47%
Service index	%	98.14%	97.90%	0.24%	0.25%
Connections	Thousand	2,485	2,418	67	2.77%
Households	Thousand	2,695	2,623	72	2.74%
Expansion of pipeline network	Km	33,586	33,093	493	1.49%
Sewage - Operational indexes	Unit	9M2024	9M2023	Var.	Var. (%)
Population with access to service	Thousand	4,607	4,473	134	3.00%
Service index	%	73.84%	72.57%	1.27%	1.75%
Service index – Treated sewage	%	94.65%	94.02%	0.63%	0.67%
Connections	Thousand	1,528	1,473	55	3.73%
Households	Thousand	1,715	1,655	60	3.63%
Expansion of pipeline network	Km	17,287	16,363	924	5.65%

'Table 1

Volume produced/billed/treated

Water – Operational indexes	Unit	3Q24	3Q23	Var.	9M24	9M23	Var. %
Water volume billed	Thousand m ³	86,334	80,671	6.56%	243,740	227,801	7.00%
Water volume produced	Thousand m ³	111,070	106,555	4.07%	320,169	304,423	5.17%
Sewage - Operational indexes	Unit	3Q24	3Q23	Var.	9M24	9M23	Var. %
Sewage volume billed	Thousand m ³	56,664	52,724	6.95%	162,263	150,211	8.02%
Sewage volume treated	Thousand m ³	53,637	49,801	7.15%	153,582	141,229	8.75%

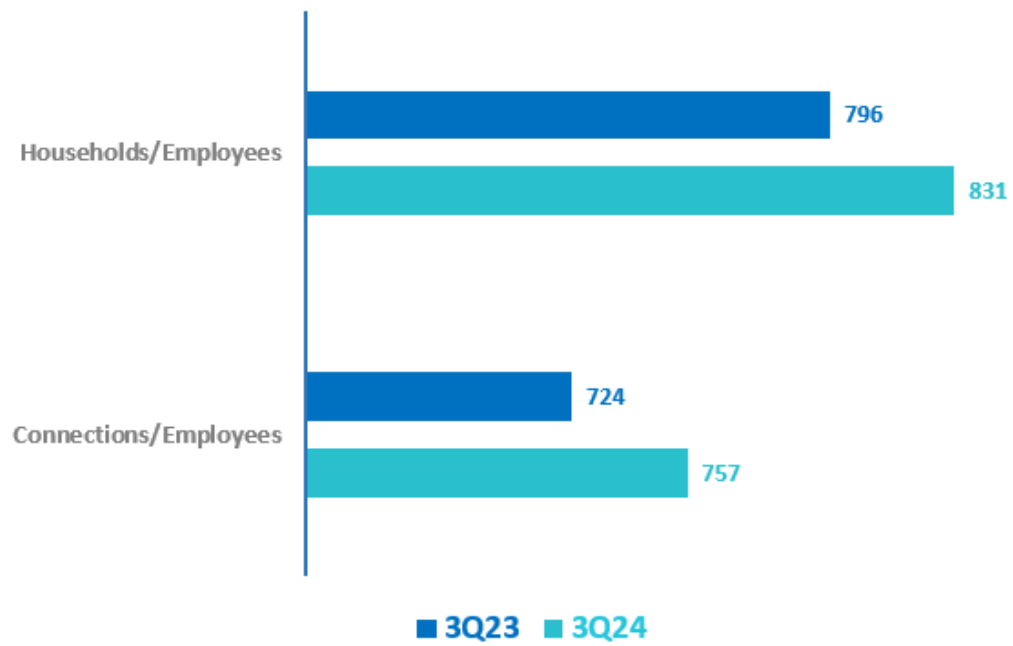
Table 2

1.1 Personnel performance

The Company currently has 5,305 employees throughout the state of Goiás, who are responsible for 4,410 thousand households benefiting from sewage and water supply services.

The productivity of the workforce, measured by the ratio between the number of households (water + sewage) and the number of employees, increased from 796 Households/Employees to **831** Households/Employees in 2024.

This increase shows an improvement in the efficiency of **4.37%**, caused primarily by the expansion of the customer portfolio in the period due to the increase in the number of households in **2.74%** - Water and **3.63%** - Sewage.



Graph 1

Area of operation and Concessions



2. Area of Operation and Concessions

2.1 Operation and Concessions

As at September 30, 2024, Saneago has 223 contracts under operation, which are distributed as follows: 62 program contracts, 80 concession contracts and 81 concession under direct service rendering contracts, all of them maturing December 17, 2049, as per the approval of State of Goiás microregion Committee.

The following table breaks down the Company's share in net revenue for each type of service contract:

Area of operation

Type of contract	West Microregion		Center Microregion		East Microregion		Total	
	No. of Municipalities	% Net revenue	No. of Municipalities	% Net revenue	No. of Municipalities	% Net revenue	No. of Municipalities	% Net revenue
Program	18	6.03%	20	45.87%	24	19.59%	62	71.49%
Concession	31	2.90%	28	4.77%	21	4.90%	80	12.57%
Direct rendering of services	30	7.19%	35	6.79%	16	1.96%	81	15.94%
Total	79	16.12%	83	57.43%	61	26.45%	223	100.00%

'Table 3


Table 4 shows that the 10 municipalities with the highest billing represent 61.76% of the Company's net revenue, among which Goiânia and Anápolis stand out, respectively representing 36.22% and 7.30% of the Company's total net revenue.

Top 10 Contracts – Higher Net Revenues

Ranking	Cities	% Net revenue	Type of contract
1°	Goiânia	36.22%	Program
2°	Anápolis	7.30%	Program
3°	Aparecida De Goiânia	4.16%	Program
4°	Valparaíso De Goiás	2.77%	Program
5°	Rio Verde	2.49%	Program
6°	Luziânia	2.21%	Program
7°	Formosa	2.01%	Concession
8°	Itumbiara	1.74%	Concession
9°	Planaltina	1.46%	Concession
10°	Agua Lindas de Goiás	1.40%	Program
Total		61.76%	-

'Table 4

Operational Improvements



ETE Dr. Hélio Seixo de Britto - Goiânia

3. Operational improvements

3.1 Project of replacement of hydrometer park

The Company has a project to implement volumetric technology in its hydrometer park. The supply of 580,000 volumetric hydrometers were initially hired at a maximum capacity of $Q_{max} 3 \text{ m}^3/\text{h}$, which became 725,000 hydrometers after approval of a recent contractual amendment with an increase in effective period and quantity. The contract currently expects the global disbursement of one hundred four million six hundred eighty-seven thousand six hundred twenty-five Brazilian reais and ninety cents (R\$ 104,687,625.90).

In 2023, 299,611 volumetric hydrometers were delivered and distributed to operating units, totaling an investment of forty-one million three hundred thirty-six thousand Brazilian reais (R\$ 41,336,000.00).


The Company expects to deliver and distribute 300,000 units in 2024. Considering the current average contract values, an investment of approximately R\$ 44 million Brazilian reais. Up to September/2024, 244,833 hydrometers were received and 191,620 were applied in field by districts.

3.2 Loss rate

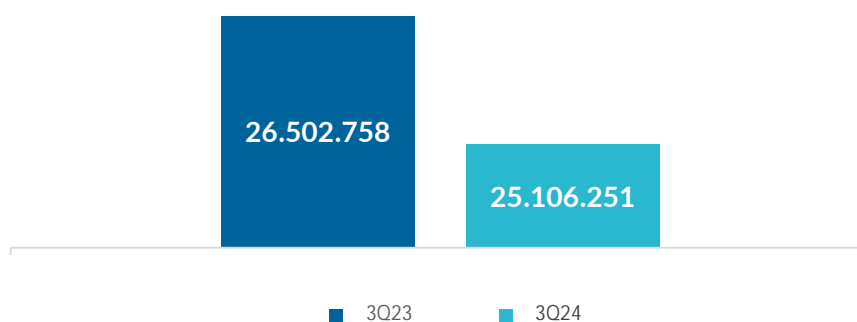
The Company reported a loss rate of **23.83%** at the end of 3Q24.

Thus, in addition to guaranteeing the optimization of produced water, the fight against losses is fundamental to the critical period of water shortage.

This percentage is necessary to increase the volume available for consumption and to reduce costs of water production/distribution, mainly during the period of water shortage.

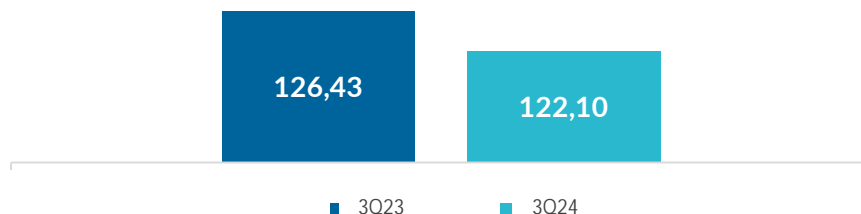


Loss of treated water per m^3



Graph 2

Loss per connection (liters per connection per day)



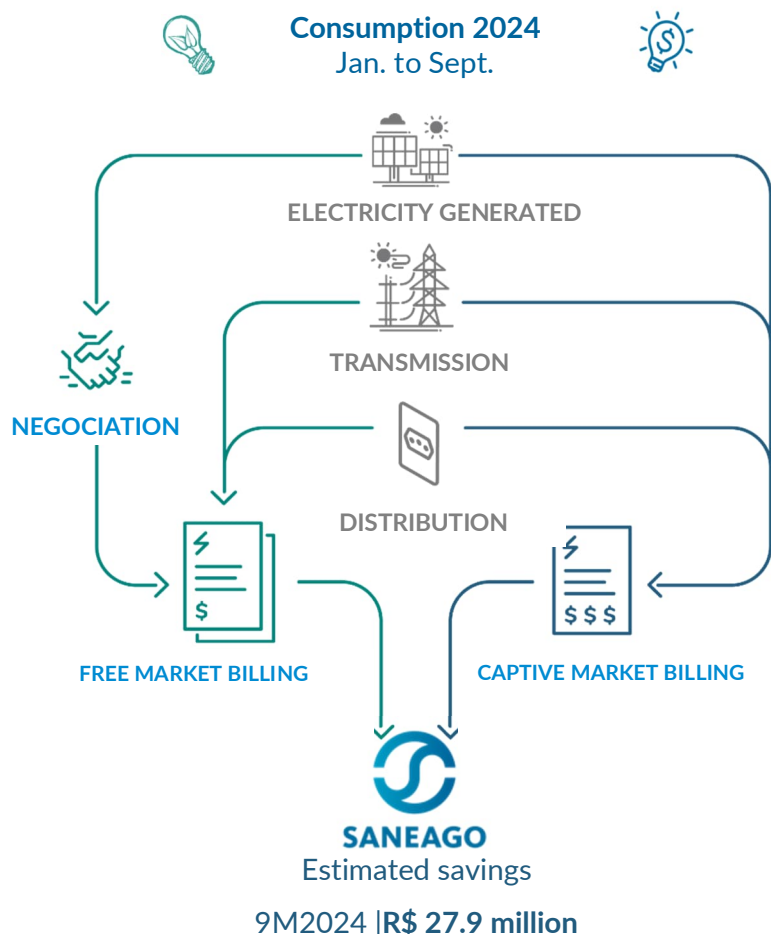
Graph 3

3.3 Project of energy acquisition through the free energy market


The Company operates with 33 units transferred to the free energy market up to September/2024. Fourteen units are currently served by the contract in force, namely: There is a total of 33 Consumer Units (UC) in these cities that correspond to 44.6% of all energy consumed by the Company.

Between January and September 2024, the estimated savings with the new Consumer Units reached R\$ 27.9 million.

Future actions: The migration of another 37 UCs is included in the strategic energy management plan, to be annually migrated until 2026 and representing about 56.08% of all energy consumed by the Company.

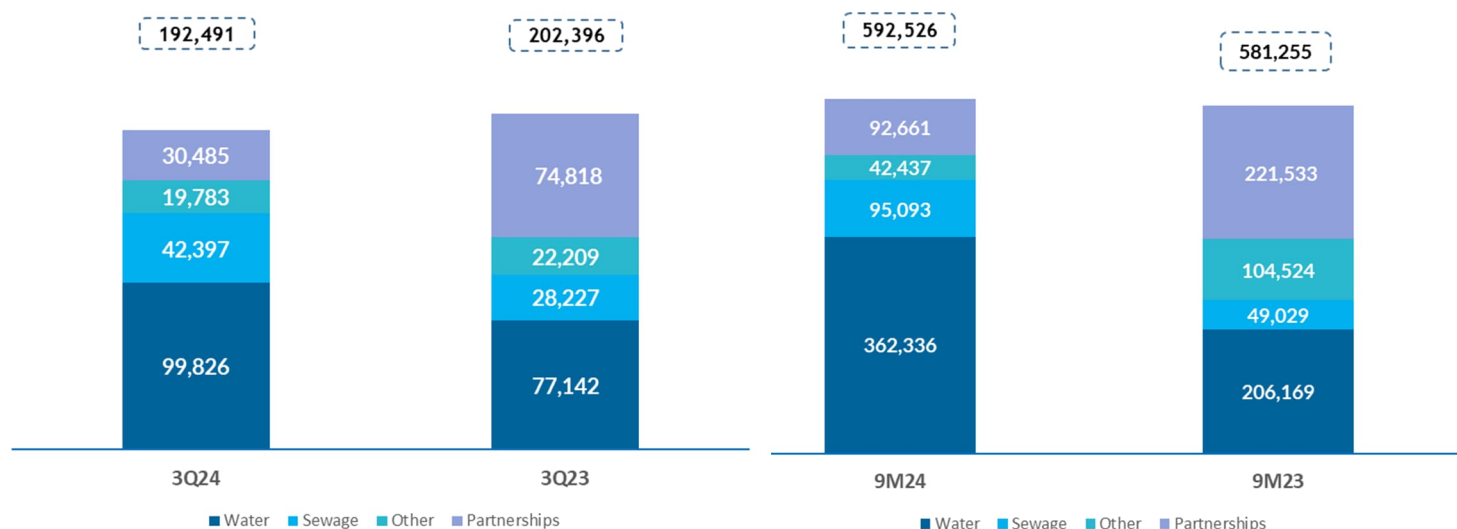


Investments



4. Investments

Investments made in 3Q24 totaled **R\$ 192,491 thousand**, as shown in Graph 4. In the 9M24 accumulated analysis, the total was **R\$ 592,526 thousand**, as shown in Graph 5. Of this amount, 61.15% was invested in water supply systems, 16.05% was allocated to sewage collection and treatment systems, 7.16% was invested in operational improvement programs, general purpose goods and others, and 15.64% was invested through Partnerships.



Graphs 4 and 5

The main observed change refers to the acquisition of plot of lands in the state of Goiás, where Water Treatment Station of Goiânia (ETAG) is located, in the amount of R\$ 61,388 thousand. We also point out the realization of R\$ 28,222 thousand in water system construction work by the outsourcing company BRK, in the municipalities of Rio Verde, Aparecida de Goiânia and Jataí, in compliance with the Conduct Adjustment Agreement entered into by the parties, as described in item 6.1.1.2.

Breakdown of investments

Investments	1Q2024	2Q2024	3Q2024	9M2024
WATER	168,923	93,587	99,826	362,336
Water main - Untreated	797	2,614	1,261	4,672
Water main - Treated	19,653	14,913	7,464	42,030
Funds raised	5,703	3,534	5,408	14,645
Water lift station	8,932	12,231	13,791	34,954
Water line	17,677	22,930	26,497	67,104
Water network	15,657	16,053	15,250	46,960
Reservoir	27,760	9,198	10,166	47,124
Water treatment	72,744	12,114	19,989	104,847
SEWAGE	21,351	31,345	42,397	95,093
Sewage lift station	144	396	1,920	2,460
Interceptor/emissary	745	747	1,252	2,744
Sewer line	289	335	1,278	1,902
Sewer network	5,272	9,340	13,499	28,111
Sewage treatment	14,901	20,527	24,448	59,876
OTHERS	8,825	13,829	19,783	42,437
Right of use of vehicles	768	1,540	2,030	4,338
Software (licenses)	2,629	1,831	10,078	14,538
Equipment	5,261	9,234	3,647	18,142
Intangible assets	-	-	2,662	2,662
Others	167	1,224	1,366	2,757
Grand total	199,099	138,761	162,006	499,866

Table 5

We highlight the amount of R\$ 92,991 thousand invested by the Company by means of Private Partnerships for the expansion of sewage services in Rio Verde, Aparecida de Goiânia, Trindade and Jataí, according to Note 11. We noticed a decrease in these investments mainly due to the proximity of universalization of the services in Rio Verde, Jataí and Trindade.

4.1 Main Construction Concluded in 3Q24

During 3Q24, the Company completed several investments in the Water Supply Services (SAA) and Sewage Systems (SES). Although Construction work has not necessarily begun in 2024, final delivery of the working service to the population served occurred during that year.

- **Expansion of Iaciara Sewage System** – Construction and engineering services related to the 62.7 km extension of sewage collection networks with **1,228 new household connections**. Investment: **R\$ 9.9 million** ;
- **Expansion of Aragarças Sewage System** – Construction and engineering services related to the **68.8 km extension of sewage collection networks**. Investment: **R\$ 9.9 million**;
- **Expansion of Goianésia Water Supply System** – Construction and collection services in Rio do Peixe with the implementation and **extension of 18.3km of water mains**. Investment: **R\$ 6.6 million**.
- **Expansion of the Valparaíso de Goiás Water Supply System** – Construction and connection services of Corumbá System to CR Cruzeiro do Sul with 1.4 km of water main, in addition to macro-measurement, flow, switchgear and junction boxes. Investment: **R\$ 4.9 million** ;
- **Expansion of Morrinho Sewage System** – implementation of final outfall of **4.1 km of pipeline, 55 units of man holes and stream launch structure**. Investment: **R\$ 3 million**.

Financial Performance - Revenue



Sistema Produtor Corumba no município de Luziânia

5. Revenue

5.1 Revenue

In 3Q24, the Company reported an increase of **9.35%** in revenue from Water and Sewage services. In the accumulated analysis of 9M24, this increase was **10.49%**. This result reflects the 1.95% tariff adjustment as of April 01, 2024.

Additionally, the **7.00%** increase in the volume of water billed stands out, i.e., there was increase in customer consumption mostly in the residential and commercial categories. We also highlight the increase of **2.74%** in households for water services and of **3.63%** in households for sewage services.

Revenue from Sewage and Water Supply Services

Revenue by type of service	3Q24	3Q23	Var. %	9M24	9M23	Var. %
Residential water services	437,479	395,299	10.67%	1,208,684	1,075,914	12.34%
Social tariff	62,116	56,017	10.89%	170,143	152,203	11.79%
Selling	17,759	15,138	17.31%	46,252	38,845	19.07%
Industrial	37,191	30,981	20.04%	94,153	82,058	14.74%
Public	2,689	2,532	6.20%	7,721	7,100	8.75%
Indirect revenue from services	9,659	9,270	4.20%	27,945	26,992	3.53%
Minimum fixed rate	83,891	80,468	4.25%	247,800	234,669	5.60%
Water total	650,784	589,705	10.36%	1,802,698	1,617,781	11.43%
Residential sewage services	205,357	191,165	7.42%	579,910	530,520	9.31%
Social tariff	45,765	42,034	8.88%	128,466	116,327	10.44%
Selling	6,400	5,507	16.22%	18,171	16,252	11.81%
Industrial	21,304	17,717	20.25%	58,641	50,512	16.09%
Public	1,100	999	10.14%	3,158	2,772	13.92%
Indirect revenue from services	15,261	16,044	-4.88%	43,167	43,359	-0.44%
Minimum fixed rate	30,838	29,556	4.34%	91,236	85,841	6.28%
Approval of outsourcing	2,275	2,275	0.00%	6,825	6,825	0.00%
Sewage total	328,300	305,297	7.53%	929,574	852,408	9.05%
Technical services	627	591	6.12%	1,831	1,772	3.33%
Total gross revenue (water+sewage)	979,711	895,593	9.39%	2,734,103	2,471,961	10.60%
Deductions	(91,594)	(83,418)	9.80%	(257,327)	(230,299)	11.74%
Revenue from water and sewage	888,117	812,175	9.35%	2,476,776	2,241,662	10.49%

'Table 6

Financial Performance - EBITDA



6. EBITDA

6.1 EBITDA

The Company's EBITDA reached R\$ 263,836 thousand in 3Q24 in comparison to R\$ 284,133 thousand recorded in the same period of the previous year. In the accumulated analysis of 9M24, EBITDA reached **R\$ 751,642 thousand**, an increase of **7.84%** compared to the same period of the prior year.

In 3Q24, the main impacts were:

- Increase in Net Revenue of 10.49% resulting from both the 1.95% tariff adjustment as of April 01, 2024, and the 2.74% increase in households benefiting from water supply services and 3.63% increase in households benefiting from sewage services;
- Economic Balance entered into agreement along with the outsourcing company BRK for sewage services in the amount of R\$ 75,835 thousand, as per 6.1.1.4.

The EBITDA on net revenue in 3Q24 was 29.71% in comparison to 34.98% in the same period of the previous year.

Performance of Financial Income (loss)

Financial Performance	3Q24	3Q23	Var. %	9M24	9M23	Var. %
-----------------------	------	------	--------	------	------	--------

Total net revenue (+)	888,117	812,175	9.35%	2,476,776	2,241,662	10.49%
Personnel (-)	(317,206)	(303,331)	4.57%	(953,254)	(880,551)	8.26%
Materials (-)	(34,993)	(30,946)	13.08%	(104,316)	(86,639)	20.40%
Third parties (-)	(77,278)	(58,503)	32.09%	(214,472)	(177,215)	21.02%
Electricity (-)	(62,647)	(59,929)	4.54%	(189,696)	(175,271)	8.23%
General (-)	(7,271)	(7,783)	-6.58%	(23,752)	(18,869)	25.88%
Concession-related compensation (-)	(29,087)	(26,588)	9.40%	(86,673)	(73,160)	18.47%
Tax expenses (-)	(4,422)	(4,687)	-5.65%	(28,520)	(30,659)	-6.98%
Provisions/Reversals (-)	(19,691)	(40,833)	-51.78%	(32,944)	(75,769)	-56.52%
Losses/Recovery Credits	5,002	8,335	-39.99%	15,027	21,411	-29.82%
Other revenues/expenses (-)	(76,688)	(3,777)	1930.39%	(106,534)	(47,912)	122.35%
Amortization/depreciation (-)	(43,751)	(40,403)	8.29%	(128,262)	(115,481)	11.07%
Total costs and expenses (=)	(668,032)	(568,445)	17.52%	(1,853,396)	(1,660,115)	11.64%
Financial income (loss) (-)	6,947	(6,051)	-214.81%	(10,934)	(19,042)	-42.58%
Current/Deferred Corporate Income Tax (IRPJ) and Social Contribution Tax (CSLL) (-)	(53,645)	(63,933)	-16.09%	(159,607)	(156,195)	2.18%
Net income (=)	173,387	173,746	-0.21%	452,843	406,310	11.45%
EBITDA	263,836	284,133	-7.14%	751,642	697,028	7.84%
EBITDA margin	29.71%	34.98%	-15.08%	30.35%	31.09%	-2.40%
Adjusted EBITDA	350,977	316,631	10.85%	838,153	755,519	10.94%
Adjusted EBITDA margin	39.52%	38.99%	1.37%	33.84%	33.70%	0.41%

Table 7

EBITDA Reconciliation	3Q24	3Q23	Var. %	9M24	9M23	Var. %
Net income	173,387	173,746	-0.21%	452,839	406,310	11.45%
(-) Amortization/depreciation	43,751	40,403	8.29%	128,262	115,481	11.07%
(-) Financial income (loss) (-)	(6,947)	6,051	-214.81%	10,934	19,042	-42.58%
(-) Current/Deferred IRPJ and CSLL (-)	53,645	63,933	-16.09%	159,607	156,195	2.18%
(=) EBITDA	263,836	284,133	-7.14%	751,642	697,028	7.84%

Table 8

6.1.1 Non-recurring items

6.1.1.1 Personnel and charges

In November 2023, the Company entered into a Collective Bargain Agreement (ACT) with the Worker's Union, which provides that a cash bonus of R\$ 2,528 should be paid in November 2023, and January 2024. This cash bonus was paid for indemnity

purposes, and it is not expected to occur again in the next ACT. Therefore, the Company understands there are no recurring effects in the Company's financial statements and margins. Total installment amount was R\$ 11,290 thousand.

6.1.1.2 Other revenues/expenses

In this 9M24, the Company recognized under Contractual penalties a total of R\$ 28,222 thousand, from penalties applied to outsourcing company BRK Ambiental, relative to operations in Aparecida de Goiânia, Jataí and Rio Verde. This amount was transferred to the Company by means of construction work performed to the Water System's infrastructure in the outsourcing municipalities. Management understands this revenue to be non-recurring, therefore it was not considered for adjusted margin calculations. We highlight that the net effect of Taxes on Services (PIS) and (COFINS) was R\$ 25,636 thousand.

6.1.1.3 Rec/Concession Remuneration

In May/2024, the Company made a retroactive payment of R\$ 7,105 thousand to the municipal government of Goiatuba, R\$ 4,425 thousand related to concession remuneration and R\$ 2,680 thousand related to water billing discounts of the municipal government.

6.1.1.4 Other revenues/expenses

In this 9M24, the Company recognized in the account "Other expenses" the amount of R\$ 75,835 thousand related to entering into an agreement between parties for the concession of Financial-economic balance to the sewage services outsourcing agreement in the cities of Aparecida de Goiânia, Jataí, Rio Verde and Trindade.

6.2 Adjusted EBITDA

Pursuant to Article 7 of CVM Regulatory Instruction No. 156, the Company informs that, from 2023 on, it began adopting the presentation of the balance of Provisions/Reversals, and of Credit Loss/Recovery, along with the group Other revenues/Other expenses, for adequacy of its framework to CPC Technical Pronouncement CPC 26 (R1) – Presentation of Financial Statements. The information is still detailed in Note 33 – Other revenues/Other expenses.

The adjusted EBITDA measured for 3Q24, whose calculation does not take into account Provisions/Reversals/Losses and Credit Recovery not affecting cash, as described in table 9, resulted in an amount of **R\$ 350,977 thousand**. In the accumulated analysis of 9M24, EBITDA reached **R\$ 838,153 thousand**, an increase of **10.94%** compared to the same period of the prior year. This raise was affected by the 10.49% increase in Net Revenue in 9M24, resulting from both the 1.95% tariff adjustment as of April 01, 2024, and the **2.74%** increase in households benefiting from water supply services and **3.63%** benefiting from sewage services.

Reconciliation of Adjusted EBITDA

EBITDA Reconciliation	3Q24	3Q23	Var. %	9M24	9M23	Var. %
EBITDA (+)	263,836	284,133	-7.14%	751,642	697,028	7.84%
Provisions/ Reversals	19,691	40,833	-51.78%	32,944	75,769	-56.52%
Credit Losses/Recovery	(5,002)	(8,335)	-39.99%	(15,027)	(21,411)	-29.82%
Control, Regulation and Surveillance Tax (TRCF) BRK - Rio Verde	-	-	-	-	4,133	-
ACT Cash Bonus - 2023	-	-	-	11,290	-	-
Conduct Adjustment Agreement (TAC) BRK (Net PIS/COFINS)	(3,383)	-	-	(25,636)	-	-
Goiatuba retroactive fund payment	-	-	-	7,105	-	-
BRK Balance	75,835	-	-	75,835	-	-
Adjusted EBITDA	350,977	316,631	10.85%	838,153	755,519	10.94%

Table 9

The comparison between Adjusted EBITDA on the net billing (adjusted EBITDA margin) was 39.52% in 3Q24. In the accumulated analysis of 9M24, the percentage reached **33.84%** compared to 33.70% calculated in the same period of the prior year.

6.3 Costs and expenses

6.3.1 Personnel

Personnel expenses calculated in 3Q24 totaled R\$ 317,206 thousand, representing an increase of 4.57% compared to the same period in 2023. In the accumulated analysis, the total reached R\$ 953,254, 8.26% higher than 2023. Personnel costs were affected by the inflationary adjustment offered to the workers from November/2023, of 3.74%, as well as regular growth and career plan, hence the increase in costs, and the adjustment of 3.34% Collective Bargaining Agreement (ACT) 2024 as of June. Nevertheless, a cash bonus of R\$ 2,528 was granted to employees according to Item 6.1.1.1, so that, disregarding the total disbursement of R\$ 11,290 thousand, the variation in personnel expenses was 6.93%.

6.3.2 Electricity

Electric power cost in 3Q24 totaled R\$ 62,647 thousand, presenting an increase of 4.54% in comparison with 2023. In the accumulated analysis of 9M24, this amount amounted to R\$ 189,696 thousand, 8.23% higher than 2023.

Among the most important factors for this variation, we highlight the following:

- Free-Energy market adjustment as from December 10, 2023, of 4.62%;
- Increase in water production in the Company in 7.00% in 2024, increasing the consumption in KWH in 14.95% more than 2023. We still highlight the expansion in water production of the Corumbá Production System with an increase in consumption up to 66% compared to the same period of 2023.

6.3.3 Materials

Expenses on materials increased by 13.08% in 3Q24. In the accumulated analysis, these expenses reached R\$ 104,316 thousand, 20.40% above 2023. The main factor of this increase was fuel expenses of R\$ 6,816 thousand, related to both the increase in prices and the increase in consumption, mainly diesel used to fuel electricity generators and fuel for the fleet of trucks acquired by the Company throughout 2023. We also note that the acquisition of asphalt mass in the amount of R\$ 2,351 thousand for recovering the roads of some municipalities in which there is no outsourced contract for this purpose.

6.3.4 Third-party services

Expenses on third-party services increased 32.09% in 3Q24. In the accumulated analysis, these expenses reached R\$ 214,472 thousand, 21.02% higher than 2023. Among the main factors of this increase are the agreements for asphalt recovery signed by the company. These services, previously rendered by the municipal governments, is now under the Company's responsibility and was outsourced to private companies. Changes in expenses under System maintenance account reached R\$ 16,954 thousand. However, the other services requiring exclusive workforce (surveillance, cleaning and meter reading) were affected by yearly adjustments based on the Collective Bargaining Agreements of each workers category, increasing costs by R\$ 6,622 thousand.

Also, there was an increase in advertising expenses in the period with the anticipation of campaigns for conscious consumption for the drought period, increasing costs in R\$ 9,925 thousand.

6.3.5 General expenses

Costs of general expenses decreased -6.58% in 3Q24. In the accumulated analysis, these expenses reached R\$ 23,752 thousand, 25.88% higher than 2023. The main cause of this rise was the increase in business travel expenses with a variation of R\$ 2,831 thousand. This increase shows a higher movement of personnel between districts during the drought period for complementation of operational actions. We also highlight the fine of R\$ 820 thousand for noncompliance of TAC along with Public Prosecutor's Office of Goiás (MPGO) related to sewage construction in Goiânia.

6.3.6 Contractual/Concession-related compensation

Amounts paid to municipal governments arising from program and concession contracts increased by 9.40% in 3Q24. In the accumulated analysis, these expenses reached R\$ 86,673 thousand, 18.47% higher than 2023. This increase shows the return in payments of remuneration in sundry cities of the state. The main cause for this increase were the amounts settled with the municipality of Goiatuba related to retroactive remuneration in the amount of R\$ 4,225 thousand, as per item 6.1.1.3. However, we highlight the tariff adjustment of 1.95% as from April 01, 2024, main calculation basis for remuneration, as well as a 7.00% growth in the volume billed in the period, increasing the calculation basis.

6.3.7 Tax

The tax expenses had a reduction of 5.65% in 3Q24 in comparison with 3Q23. In the accumulated analysis, these expenses reached R\$ 28,520 thousand, 6.98% lower than 2023. The negative variation in 9M24 was due to the fact that in 9M2023 the Company recognized the amount of R\$ 6,021 thousand, of which R\$ 4,133 thousand were accounted for as tax expenses relating to the Regulatory and Inspection Fee charged by the municipality of Rio Verde on sewage services rendered in the city between 2020 and 2022, paid by the corresponding outsourced company BRK Ambiental, whom, in 2023, requested to Saneago that those values be reimbursed.

6.3.8 Other expenses/Other revenues

The group Other expenses and Other revenues presented an increase of 1930% in 3Q24. In the accumulated analysis recorded a growth of 122%. This growth due to the amount of R\$ 75,835 thousand related to entering into an agreement between parties for the concession of Financial-economic balance to the sewage services outsourcing agreement in the cities of Aparecida de Goiânia, Jataí, Rio Verde and Trindade.

6.4 - Provision for losses/recovery of barred credit

Provisions/ Reversals

Reversals (-) Provisions, Net	3Q24	3Q23	Var. %	9M24	9M23	Var. %
Provision for contingencies	1,665	(1,465)	-213.65%	16,794	(3,713)	-552.30%
Provision for losses on inventories	77	803	-90.41%	(43)	3,149	-101.37%
Estimated losses on concessions		(48)	-	-	(48)	-
Reversal of losses on construction	11,484	6,087	88.66%	11,484	11,529	-0.39%
Allowance for doubtful accounts	(15,578)	(28,835)	-45.98%	(65,523)	(85,379)	-23.26%
Provision for profit sharing	(17,339)	(17,375)	-0.21%	4,344	(1,307)	-432.36%
Reversals (-) Provisions, Net	(19,691)	(40,833)	-51.78%	(32,944)	(75,769)	-56.52%

'Table 10

Credit Losses/Recovery

Credit Losses/Recovery	3Q24	3Q23	Var. %	9M24	9M23	Var. %
Credit Losses/Recovery	5,002	8,334	-39.99%	15,027	21,410	-29.82%

'Table 11

According to table 10, in 3Q24 there is an amount due of R\$ 19,691 thousand compared to R\$ 40,833 thousand in 3Q23. In the accumulated analysis, there was also a decrease in the debt balance, reaching R\$ 32,944 thousand.

The main highlights were:

- Reversal of R\$ 49,628 thousand related to the payment of Profit Sharing to employees in May 2024; In 2023, this reversal was R\$ 39,324 thousand, 26.20% lower;
- Reversal of R\$ 45,692 thousand related to civil and labor lawsuits in 9M24.

6.5 - Net Financial Income (Loss)

The results reported in 3Q24 show a credit balance of R\$ 6,947 thousand. In the accumulated analysis, income (loss) was a debt balance of R\$ 10,934 thousand. For this period, the main reasons for variation were the following:

- a) Increase of R\$ 14,117 thousand in interest and adjustments due to amounts received late from major clients in the period;
- b) Decrease of R\$ 6,492 thousand in interest and fines paid in the period.

Financial revenues and expenses, net

Financial Income (loss)	3Q24	3Q23	Var. %	9M24	9M23	Var. %
Financial revenues						
Interest/fines	46,582	29,210	59.47%	106,393	82,524	28.92%
Monetary adjustments	1,976	7,168	-72.43%	9,434	19,625	-51.93%
Discount to present value	(71)	169	-142.01%	46	943	-95.12%
	48,487	36,547	32.67%	115,873	103,092	12.40%
Financial expenses						
Interest/fine	(41,889)	(39,390)	6.34%	(114,810)	(121,301)	-5.35%
Monetary adjustments	(651)	(1,023)	-36.36%	(6,308)	(3,468)	81.89%
Exchange rate gains (losses)	1,000	(2,185)	-145.77%	(5,689)	2,635	-315.90%
	(41,540)	(42,598)	-2.48%	(126,807)	(122,134)	3.83%
Financial Income (loss)	6,947	(6,051)	-214.81%	(10,934)	(19,042)	-42.58%

Table 12

6.6 Net income

The Company recorded a profit in the amount of **R\$ 452,843 thousand** in 9M24, representing an increase of **11.45%** in profit. Among the main factors of this increase, we highlight the growth of Net Revenue in 10.49%, mainly due to the expansion of water savings in 2.74% and sewage in 3.63% and tariff adjustment of 1.95% applied as from April 01, 2023, as well as increase in consumption in 7.00% - billed volume variation.

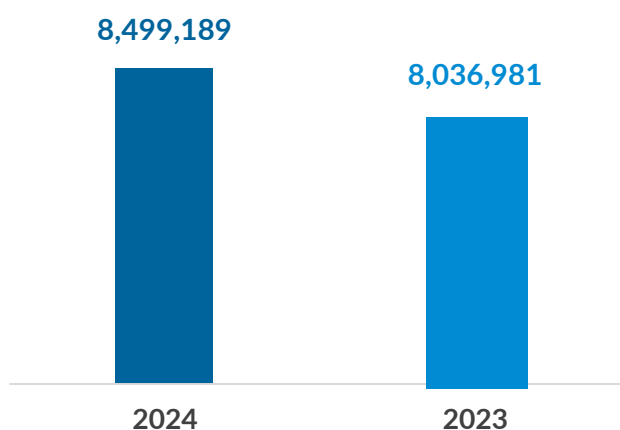
Analysis and Discussion about the Structure of Assets



7. Analysis and Discussion about the Structure of Assets

In the analysis below about the Company's structure of assets, we tried to include the accounts that we understand to be the most significant and justify the change in them in 3Q24 in comparison with that recorded at the end of the previous year.

Progression of Total Assets



Graph 6

In 3Q24, the main change in the structure of assets was in the group cash and cash equivalents and financial investments, with an increase of R\$ 86,830 thousand, with a final balance of R\$ 961,877 thousand.

This increase mainly refers to:

- Regularization of ETAG area in the amount of R\$ 61,395 thousand;
- Payment of dividends to shareholders in the amount of R\$ 138,666 thousand;
- Payment of profit sharing to employees for 2023 in the amount of R\$ 49,628 thousand;
- Payment of advances of municipal funds in the amount of R\$ 22,904 thousand;
- The 12th Issue of Debentures in the amount of R\$ 300,000 thousand in July.

The change resulted in the Company's current liquidity reduction to 1.8473 in 3Q24 in comparison to 1.8299 at the closing of 2023. The increase in Total Assets was due to the increase in Intangible Asset, Fixed Asset and Contract Asset in view of investments made, of R\$ 260,289 thousand.

Additionally, there was a decrease in third-party capital (liabilities/equity) by 96.74% at the closing of 2023 in comparison with 91.84% in 3Q24.

7.1 Assets

Structure of Assets 3Q24



Graph 7

7.1.1 Current assets

7.1.1.1. Cash and cash equivalents

There was an increase of R\$ 86,830 thousand in cash and cash equivalents and financial investments, resulting in a balance of R\$ 875,047 thousand at the end of 2023, compared to R\$ 961,877 thousand at the end of 3Q24.

Among the main factors, we point out:

- Regularization of ETAG area in the amount of R\$ 61,395 thousand;
- Payment of dividends to shareholders in the amount of R\$ 138,666 thousand;
- Payment of profit sharing to employees for 2023 in the amount of R\$ 49,628 thousand;
- Payment of advances of municipal funds in the amount of R\$ 22,904 thousand.
- The 12th Issue of Debentures in the amount of R\$ 300,000 thousand in July.

7.2 Liabilities

7.2.1 Current liabilities

7.2.1.1 Outsourcing

The outsourcing account was increased by R\$ 75,742 thousand due to the Economic Balance of the contract entered into with the outsourcing company, as per note 11.

7.2.1.2 Dividends and Interest on Equity Capital Payable

This account was decreased by R\$ 31,116 thousand due to the payment of dividends related to income of 2023 in the amount of R\$ 138,666 thousand. Due to the provisions of 2024, the account has a balance of R\$ 107,550 thousand.

7.2.2 Noncurrent liabilities

7.2.2.1 Debentures

Debentures classified in Noncurrent were increased by R\$ 122,740 thousand, reaching R\$ 792,085 thousand in this 3Q24, mainly due to the 12th Issue made in July this year, but softened by transfers from noncurrent to current due to the amortization period of the 8th, 9th and 10th issues.

7.2.2.2 Lease

The lease account was decreased by R\$ 103,700 thousand, approximately 99.96%. There was a change in the term of these contracts, thus causing the amortization of the amount recorded as per CPC 06.

7.3 Equity

Due to the income determined in the period, equity presented an increase of approximately R\$ 345,316 thousand, corresponding to a positive variation of 8.45%.

Breakdown of liabilities – Equity - 3Q24



Graph 8

Legal Sanitation Framework



8. Legal Sanitation Framework – Law No. 14.026/2020 and Decree No. 10.710/2021

On July 15, 2020, Law No. 14.026/2020 was published, changing the Brazilian Legal Sanitation Framework. The main changes were the following: I) Universalization legal targets; II) Regionalization: preference for the regionalization of services rendered, over fragmentation of services; III) Regulation: the National Water Agency (ANA) is to establish general regulatory guidance, nationwide, enforcing homogeneity and legal safety; IV) Competition: it established the principle of competitive selection of the service providers.

As for targets, new universalization targets were set to meet the demand for sanitation services, including water supply, sewage collection and treatment and solid waste management, which must be attained by 2033. In this second phase, contracts that did not include universalization targets should have been amended by March 31, 2022, and the Company amended 114 contracts out of the 121 for which an economic and financial feasibility study was carried out.

As for the regionalization process, on May 22, 2023, the state issued Statute No. 182/2023, establishing the Basic Sanitation Microregions (MSB) and their respective governance structures. Three MSBs were established in the State, they are: East, Center and West; and their respective governance structures consist of: i) Microregion Committee, a decision-making body; ii) Technical Committee, a technical and advisory body; iii) Participatory Council; iv) General Secretary, an elected executive officer; and v) Integrated system for the management of resources and rendering of accounts regarding resources managed for each microregion.

During 2nd assembly of each respective microregions, held on December 20, 2023, the direct rendering of sanitation services by Saneago was approved for the locations whose service rendering contracts are not effective anymore. The alignment of effective period of the contracts to December 17, 2049, was also approved. Only necessary technical adjustments are needed to formalize each situation's documents, as per the Microregion Committees decision.

The new sanitation framework also did implement the requirement for service rendering companies to prove their economic and financial capacity to fulfill agreements, as per Article 10-B of Federal Law No. 11.445/2007. The Federal Government published Decree No. 10.710/2021, revoked by Decree No. 11.466/2023 and currently Decree No. 11.598/2023, with instructions on the methodologies that should be adopted.

Lastly, taking into consideration that Federal Decrees No. 11.598/2023 and 11.599/2023 have updated the rules to prove the Company's economic-financial capacity, including every Municipality served by the Company in the scope of analysis, Saneago has performed new studies, including the scenarios arising from the Regionalization of services in the State of Goiás. The mentioned documents were evaluated by Ernst & Young, that acted as independent certifier, as required by Federal Decree. The Regulatory Agencies approved the Studies with unqualified opinion, confirming that the Company has the economic and financial capacity to fulfill its contractual obligations and universalize the municipalities it serves by 2033.

Regarding the corporate environment, besides the amendments to the law that created the Company (Law No. 6.680/1967) and the restructure to comply with the New Framework requirements, the Company has created a specialized unit to ensure its capacity to participate in biddings and to comply with its obligations more efficiently.

Corporate Governance



9. Corporate Governance

Saneago bases its corporate governance on essential principles that guide its actions and decisions. Transparency is one of the fundamental pillars, ensuring that the Company correctly publishes information that is relevant to all parties involved, either internal or external, including shareholders, investors, employees, customers and regulatory agencies.

In this context, the Company recognizes the vital importance of corporate governance to assure sustainable growth and efficient compliance with public policies. Its objective is to promote the principles of transparency, rendering of accounts, equality and corporate responsibility.

At Saneago, corporate governance is a process that concerns the adherence to rules that unify the search for social, environmental, financial and economic sustainability, and the promotion of an ethical environment in conducting business. The commitment to public interest is constant, and the Company seeks to achieve its social objectives responsibly and efficiently.

To assure the effective implementation of corporate governance, Saneago has the following governance bodies: General Meeting; Board of Directors and Executive Board; Fiscal Council, Internal and Statutory Audit Committee; as well as the Advisory Committees:

- a. Strategic Committee;
- b. Eligibility Committee;
- c. Sustainability Committee;
- d. Financial Risk Management and Use of Funds Committee;
- e. Sectorial Committee of Compliance and Corporate Governance.

We point out the fundamental role of the Sectorial Committee of Compliance and Corporate Governance, established in 2019, which has been the driving force in the promotion and continuous monitoring of best practices. Said Committee has a permanent and advisory nature, responsible for guidance related to the Public Compliance Program of the state of Goiás. Its main objective is to guarantee the effective implementation of the main areas indicated in State Decree No. 9.406/2019, which are: Ethics, Risk Management, Transparency and Responsibility.

Concerned with the protection of the personal data related to any activity of the Company or of third parties operating on its behalf, which require processing, such as collection, production, receiving, classification, use, access, reproduction, transmission, distribution, processing, archiving, storage, elimination, evaluation or control of the information, modification, communication, transfer, diffusion, or extraction of data, in October 2022, a Data Protection Officer was appointed, in compliance with Law No. 13.709/2018 - Brazilian General Data Protection Law - LGPD.

Still, in search of best practices, in November 2022, an Ethics Commission was created, in charge of verifying violations of mild and medium severity committed by employees. In addition to identifying violations, the mentioned Commission has the purpose of disseminating and consolidating principles of professional-ethics behavior in the Company, according to Personnel Disciplinary Regulations (RG00.0152) and Code of Conduct and Integrity (CO00.0007).

The Company has as its main instrument a Code of Conduct and Integrity, duly implemented and revised twice a year. The last review occurred on July 20, 2023.


In addition to this Code of Conduct and Integrity, the Company established other mechanisms of integrity, approved by the Board of Directors.

- Policy on Approval Levels and Limits, updated on 02/08/2024;
- Policy on Compliance, updated on 12/16/2021;
- Policy on Risk Management, updated on 03/21/2024;
- Policy on Corruption Prevention, updated on 12/16/2021;
- Policy on Conflict of Interests, updated on 10/21/2021;
- Policy on Non-Retaliation, updated on 09/24/2020;
- Policy on Prevention of Nepotism, updated on 06/10/2021;
- Policy on Related-party Transactions, updated on 10/19/2023;
- Policy on Sponsorship, updated on 10/15/2020;
- Policy on Information Security, updated on 03/26/2020;
- Policy on Management of Financial Risks and Use of Funds, updated on 02/08/2024;
- Policy on Personal Data Protection of Saneago, updated on 10/14/2021;
- Policy on distribution of dividends, updated on 10/19/2023;
- Policy on Disclosure of Relevant Act or Fact and Trading of Securities, updated on 10/19/2023;
- Code of Conduct and Integrity for Third parties, updated on 06/13/2024.

The Company points out that, since 2020, it has introduced in its notices for biddings, a Declaration of Implementation of the Integrity Program, pursuant to the provisions of State Law No. 20.489/2019.

At the same time, Integrity Program Regulatory Instruction IN 00.0452 in the context of Saneago was prepared and published, with the objective of regulating the State Law, and providing guidance and instructions applicable to all suppliers of goods and services to Saneago, in accordance with the requirements of State Law No. 20.489/2019, and rules on the implementation of an effective Integrity Program.

Water Security



Ribeirão João Leite Dam - Goiânia

10. Water Security

10.1 Water situation

We are currently at the beginning of the last month of drought. As expected, this was a period of significant challenges for supply systems installed in critical basins, with significant decrease in water availability for users of water resources. In the northern part of the state, many systems are operating at limit capacity (24), with deep tubewells or run-of-river water collection, since flows significantly decreased as a result of a low rainfall index in the last few years. According to data from Saneago's Hydrological Monitoring Network (RMHS), by means of hydrological stations installed in water sources of interest of Saneago in the state of Goiás and data provided by CIMEHGO, even though it was assumed that there had been enough rainfall, it was confirmed this assumption was wrong since we noticed a significant decrease in flows in several water sources of supply that Saneago operates.

In order for the aquifers to be recharged, sufficient rainfalls are necessary, which has not been happening for more than 5 years in general in our state. As a result, the accumulated deficit puts some basins in the state of Goiás on alert.

Accounting for the data from the period, it was possible to identify that in the first months of 2024, the volume of rainfall was lower than normal in Goiânia.

CLIMATOLOGICAL DATA OF GOIÂNIA												
	January	February	March	April	May	June	July	August	September	October	November	December
Average temperature (°C)	23.4	23.4	23.2	23	22.2	21.8	21.8	23.8	25.9	25.7	23.7	23.4
Minimum temperature (°C)	19.8	19.7	19.6	18.8	17.1	16.4	16	17.8	20.2	20.7	20	19.9
Maximum temperature (°C)	27.7	27.9	27.7	27.9	27.7	27.5	27.7	29.9	31.9	31.2	28.3	27.7
Rain (mm)	226	179	185	82	17	5	2	7	32	107	203	225
Humidity(%)	78%	78%	79%	71%	60%	53%	46%	37%	39%	54%	74%	78%
Rainy days (d)	16	15	15	9	3	1	0	1	4	11	16	18
Sunshine hours (h)	9.3	9.5	9.0	9.4	9.5	9.7	9.9	10.3	10.5	10.3	9.5	9.3

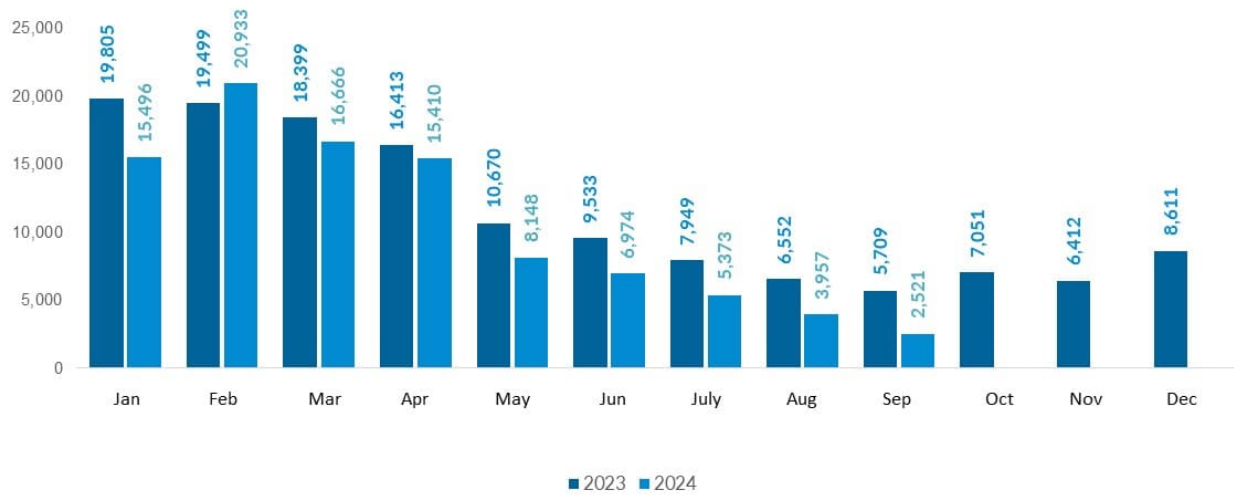
Date: 1991 - 2021 Minimum temperature (°C), Maximum temperature (°C), Rain (mm), Humidity, Rainy days. Date: 1999 - 2019: Sunshine hours

'Table 13

Unlike what was expected, that we would be under the influence domain of La Niña, this has not yet been confirmed. For that reason, we are still expecting days with extremely high temperatures, characteristic from El Nino, though it is already possible to confirm that we will have a few days with sparse rain in October. Only at the beginning of November will we have continuous rainfall with potential to change the water sources' situation. The water sources' flows are low, and this requires a more diligent management, which puts us on alert once almost all of our supply systems do not have an accumulation dam. The metropolitan region, in turn, has the reservoir of Ribeirão João Leite, which is currently at 87.89% of its storage capacity, which brings water security to our SAA in the Goiânia region, guaranteeing water to more than 2 million people.

10.2 Situation of the Main Systems in the Metropolitan Area

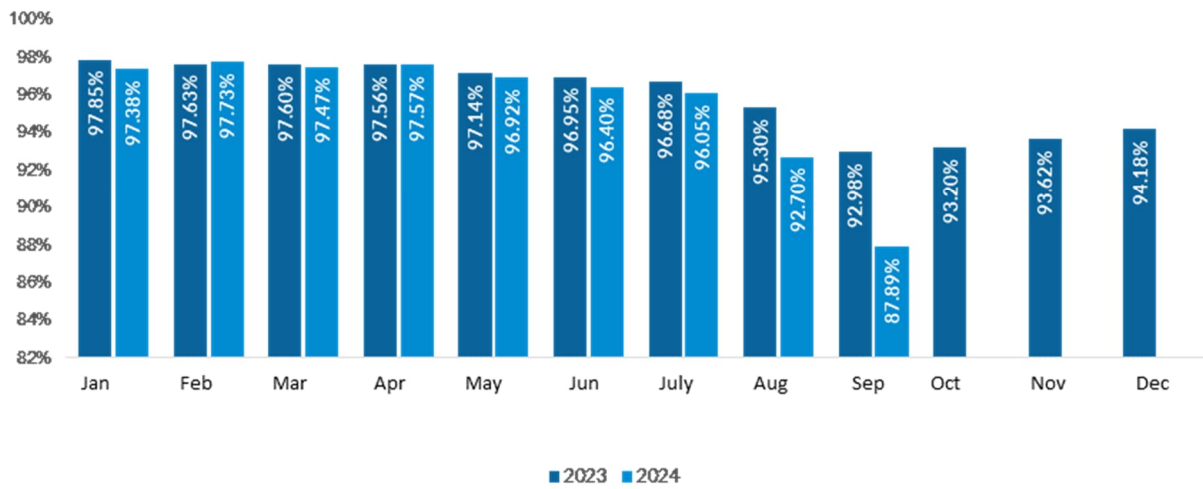
System "Meia Ponte"



Graph 8

- Treatment capacity of 2.5 m³/s water/sec;
- Concession 2.0 m³/s (water/sec drought);
- Water collection by High Dam (Superficial);
- Connection water main with output capacity, by gravity, of 800 liters/sec from Mauro Borges System.


System "Mauro Borges"



Graph 9

- Storage capacity of 129 million m³ of water;
- Concession 6.6 m³ water/sec;
- Treatment capacity of 4.0 m³ water/sec;
- Little variation in reservoir levels;
- 1,040 hectares of area.

Regulatory Environment



Sistema Produtor Corumbá no município de Luziânia

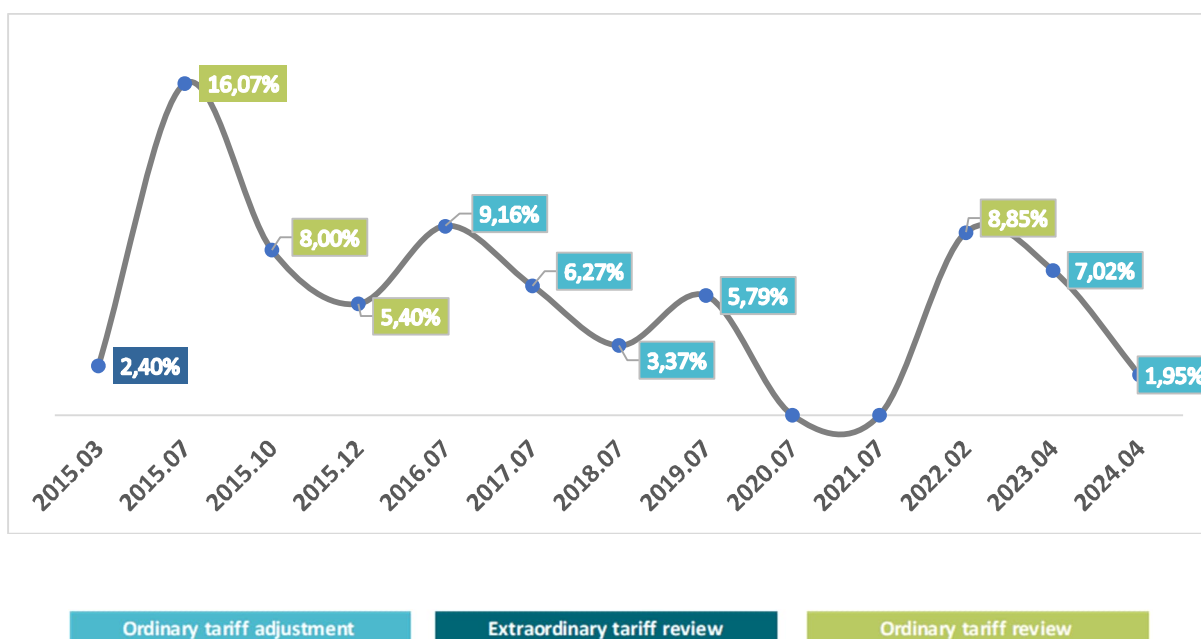
11. Regulatory Environment

Saneago is regulated by four independent agencies: a state agency – the Agency of Regulation, Control and Inspection of Public Services of the state of Goiás (AGR), created in 2006 – and three municipal agencies – the Regulatory Agency of Goiânia (AR), created in 2016, and the Municipal Agency of Regulation of Water and Sewage Services (AMAE), established in 2018.

In 2021, by means of Municipal Law No. 4.115/2021, the Regulatory Agency of the Municipality of Anápolis (ARM) was created, with the purpose of regulating, monitoring and controlling public services granted by concession in the Municipality of Anápolis. Besides these agencies, the Legal Sanitation Framework attributed to the National Water and Basic Sanitation Agency (ANA) the function of establishing reference standards for the sector, to be followed by subnational agencies.

The years of 2021 and 2022 were marked by the conclusion of the process of tariff adjustment and approval, by regulatory agencies, of a new methodology for tariff calculation, which allows the recovery of Saneago's costs and expenses, and the realization of investments during the established cycle.

This methodology also leads to an increase in efficiency by establishing a Production Factor (X Factor).



Such revision required the survey and final definition of the Regulatory Assets Base (BAR) of the Company, conducted by a consulting firm hired by means of a bidding procedure.

The conclusion on the work of final definition and certification of the BAR occurred by means of Joint Technical Notice No. 10/2021-AGR-AR in September 2021.

In December 2021, the members of AGR and AR approved Joint Technical Notice No. 12/2021, setting the index of tariff adjustment at 8.854%, resulting from the tariff's revision as of February 03, 2022.

Tariff adjustment 2024

Considering Joint Technical Notice No. 1/2024, which deals with the study of the water and sewage tariff of Saneamento de Goiás S/A (SANEAGO), the tariff adjustment for 2024 of SANEAGO was authorized, with the application of the adjustment indexes for tariffs in the following percentages:

I – for the water and sewage tariff, the percentage of one point nine hundred and fifty (1.950%), as of April 1, 2024, on the tariff table in force in February 2023;

II - For the basic tariff (minimum fixed cost) the percentage of one point nine hundred and fifty (1.950%), on the tariff table in force in February 2023, as of April 1, 2024, except for users with an alternative source, who will pay the equivalent of the amount set for the volume of ten cubic meters (10 m³) of water per saving/month.

Agency of Regulation, Control and Inspection of Public Services of the state of Goiás (AGR) issued Resolution No. 242/2024 on February 28; Regulatory Agency of Goiânia (AR) issued Resolution No. 22/2024 on February 29 and Municipal Agency of Regulation of Water and Sewage Services (AMAE) issued Resolution No. 39/2024 on February 29. The adjustment index was calculated by means of a parametric formula composed of sectoral indices applied in a weighted manner to the company's costs and, at the end, the percentage of sharing of productivity gains (Factor X) defined for the current tariff cycle was discounted.

Ownership Interest



Saneago

12. Ownership interest

In 3Q24, the Company's major shareholder is the state of Goiás, which holds 67.23% of the Company's total shares.

In May 2024, the Company made the payment of R\$ 138,666 thousand related to dividends and interest on equity capital for 2023.

Nevertheless, at the end of 3Q24, due to R\$ 452,843 thousand of income earned, the balances of the account Dividends and interest on equity capital is R\$ 107,550 thousand.



Shareholder	Common shares		Preferred shares		Total	
	Quantity	%	Quantity	%	Quantity	%
State of Goiás	1,336,135,806	71.5695%	354,992,364	54.7287%	1,691,128,170	67.2271%
Goiás Previdência - GOIASPREV	488,016,887	26.1404%	122,637,514	18.9069%	610,654,401	24.2752%
Goiás Parcerias	42,749,681	2.2899%	170,998,719	26.3627%	213,748,400	8.4971%
Others	4,000	0.0002%	11,396	0.0018%	15,396	0.0006%
Total	1,866,906,374	100%	648,639,993	100%	2,515,546,367	100%

Table 14

Risk Rating



Saneago

13. Risk Rating

On January 11, 2024, the firm Fitch Rating increased the Long-Term National Rating of Saneamento de Goiás S.A. ("Corporate") and of its issues of debentures from "AA-(bra)" to "AA(bra)", with a stable outlook.

According to Fitch, Saneago's credit profile is "benefited from the low risk of businesses of the Brazilian sector of basic sanitation, whose demand is relatively resilient in adverse macroeconomic scenarios".

The Company should maintain reduced financial leverage, moderate liquidity and long debt amortization schedule, despite the expectation of a significant increase in investments required to meet the targets established by the new legal framework of the sector.

On November 23, 2023, Moody's assigned a AA+.br Corporate Rating to Saneago's issue of debentures, with a stable outlook.

According to Moody's, the Company's rating reflects its resilient demand, with stable and predictable cash flow generation, the growth opportunity of its concession area and the long remaining period of most of its contracts.

The rating also takes into account the Company's strong credit metrics and the adequate level of its reservoirs.

The complete list of ratings is described in Table 15 below.

Company's Ratings and Issues - Saneago S.A.



Agency	Rating	Classification	Outlook	Latest report
	Corporate and 10 th and 11 th issues of debentures	AA+ .br	Stable	11/23/2023
	12 th Issue of Debentures	AA+ .br	Stable	06/17/2024
	Corporate and issue of debentures (6 th , 8 th and 9 th)	AA (bra)	Stable	01/11/2024

Table 15

ESG Initiatives



14. Environmental, Social and Governance Initiatives (ESG)

Considering the growing market concern for best corporate environmental, social and governance practices (also known as Environmental, Social and Governance - ESG), on November 27, 2020, an executive committee was organized, which is responsible for the strategies, guidelines and other sustainability matters of the Company.

The adoption of ESG practices is in alignment with the Sustainable Development Goals defined by the United Nations (UN) and demonstrates the concern of the Company's Management in generating value through sustainable development. Thus, the Company has been working to reduce the environmental impacts of its main activities and developing social-environmental and governance projects to promote public health and well-being of people, among other actions aiming to maintain its processes, aspects and impacts under control and being characterized as a sustainable Company.



Aiming to reinforce its commitment to the subject, which is a value at the Company, various actions have been put in place to strengthen communications and assure the evolution of ESG standards in and out of Saneago. Among the actions and initiatives adopted, we highlight:

- Creation of a Sustainability Committee;
- Creation of the Committee for Women-Related and Diversity Matters;
- Approval of a Sustainability Policy;
- Creation of Policy on Non-Retaliation;
- Creation of Compliance policy;
- Policy on Conflict-of-Interest Prevention;
- Creation of Policy on Corruption Acts Prevention;
- Creation of the Code of Conduct and Integrity;

- Gathering of information and identification of ESG-related risks at the Company, in alignment with the Company's Strategic Planning;
- Inclusion of indicators to measure the impacts of the Company and analyze its performance in relation to the Sustainable Development Goals (SDGs);
- Realization of Inventory of Greenhouse Gas Emissions (GHG);
- Joining of the Energy and Water Resilience Coalition and Movimento + Água of the UN Global Compact;
- Recognition by means of the Certification of "Empresa Amiga da Família" (SEAF) (Family Supportive Company) - 2021/2022 edition;
- Publication of the Sustainability Report according to the Global Reporting Initiative - GRI methodology;
- Contribution with the creation of the Sustainability Committee of the Federation of Industries of the state of Goiás - FIEG;
- Participation of the Quarterly Meeting of the UN Global Compact Action Platform - Brazil Network and Technical visit to Globo Studios;
- Participation in ESG and Social and Environmental Sustainability Online Seminar promoted by Saneago and SESI;
- Review of the Sustainability Policy to provide for in the climate change scenario (in progress);
- Goiás Sustentável Award promoted by the Environment and Sustainable Development Department (SEMAD) in Rural Activity category for the Biosolids project;
- Finalist in Seriema Trophy with two projects: Glossary and Quiz of Sanitation and Use of Water Treatment Residue as a Coverage Layer in Landfill;
- Holding of Allusive Event to World Environment day to employees with lectures, workshops and distribution of seedlings;
- Participation in Roundtable discussion in the XXV edition of the International Environmental Movie and Video Festival (FICA) on the documentary "Chapada em Modo Avião"; and
- Participation in the 2024 Goiás' Lawyer's Services State Conference contributing to the lecture "ESG: challenges and opportunities to lawyers".

In the context of Movimento +Água, Saneago was involved in the collaborative publication named "Guia de Boas Práticas de Monitoramento: uma ferramenta para promover a justiça socioambiental" (A guidebook on good surveillance practices to promote social and environmental justice), organized by the UN Global Compact as part of Movimento +Água.

In 2024, the Sustainability Committee is carrying out a project named "Sustainable Saneago", whose purpose is to decentralize attributions by means of a framework that correlates the several areas of the Company with ESG and SDG themes, in order to establish an effective sustainability culture at the Company, in addition to starting the internal communication project, bringing information about "Sustainability" through publications to be carried out on the Sustainability Committee Page - CDS.

In addition, the project “ESG em Foco” was launched with the objective of using intranet as a platform to disclose information on the three pillars of Environmental, Social and Governance (ESG). The project aims to present Saneago’s initiatives aligned with the sustainability agenda, among other initiatives. The project provides a true ESG literacy for all employees.

Saneago is increasingly more prepared to meet market demands, confirming its goal of contributing for a sustainable economy, prioritizing the prosperity of environment and the creation of value shared with investors, employees, business partners and society.

INDEPENDENT AUDITOR'S REPORT ON THE REVIEW OF INTERIM FINANCIAL INFORMATION

To the
Shareholders, Board Members and Management of
Saneamento de Goiás S.A - Saneago
Goiânia - GO

Introduction

We have reviewed the interim financial information of Saneamento de Goiás S.A. ("Company"), included in the Quarterly Information, for the quarter ended September 30, 2024, which comprise the interim statements of financial position as at September 30, 2024, and the respective interim statements of income and comprehensive income for the three- and nine-month periods then ended, and the interim statements of changes in equity and cash flows for the nine-month period then ended, as well as the corresponding notes.

The Company's Management is responsible for the preparation of this interim financial information in accordance with NBC TG 21 (R4) and International Accounting Standard IAS 34 - Interim Financial Reporting, issued by the International Accounting Standards Board (IASB), and for its presentation in accordance with standards issued by the Brazilian Securities and Exchange Commission (CVM) applicable to Quarterly Information. Our responsibility is to express a conclusion on this interim financial information based on our review.

Scope of the review

We conducted our review in accordance with Brazilian and international standards for reviewing interim financial information (NBC TR 2410 and ISRE 2410 - Review of Interim Financial Information Performed by the Independent Auditor of the Entity). A review of interim financial information consists principally of applying analytical and other review procedures and making enquiries of and having discussions with persons responsible for financial and accounting matters. An interim review is substantially less in scope than an audit conducted in accordance with auditing standards, and does not provide assurance that we would become aware of any or all significant matters that might be identified in an audit. Accordingly, we do not express such an audit opinion.

Conclusion on the interim financial information

Based on our review, we are not aware of any fact that would lead us to believe that the interim financial information included in the Quarterly Information referred to above has not been prepared, in all material respects, in accordance with NBC TG 21 (R4) and IAS 34, applicable to the preparation of Quarterly Information, and presented in accordance with the standards issued by CVM.

Other matters

Interim statements of value added - supplementary information

The interim financial information referred to above includes the interim statements of value added for the nine-month period ended September 30, 2024, prepared under the responsibility of the Company's Management and presented as supplementary information for the purposes of IAS 34. These statements were submitted to review procedures executed with the review of the interim financial information, with the purpose of concluding whether they are reconciled with the interim financial information and accounting records, as applicable, and if their form and contents meet the criteria defined in NBC TG 09 - Statement of Value Added. Based on our review, we are not aware of any fact that would lead us to believe that this interim financial information was not prepared, in all material respects, in accordance with the criteria established in that Technical Pronouncement and consistently with the interim financial information taken as a whole.

Financial statements and interim financial information of the previous year and quarter, for comparison purposes

The interim financial information previously mentioned includes financial information corresponding to income, comprehensive income, changes in equity, cash flows and value added for the three- and nine-month periods ended September 30, 2023, obtained from the quarterly information of that quarter, and to statements of financial position as at December 31, 2023, obtained from the financial statements as at December 31, 2023, presented for comparison purposes. The review of quarterly information for the quarter ended September 30, 2023, and the audit of the financial statements for the year ended December 31, 2023, were conducted under our responsibility, and our review and audit reports thereon, dated November 09, 2023, and March 07, 2024, respectively, including emphasis paragraphs on the Operation "Decantação", whose material uncertainties over the matter were resolved and the Company has been disclosing necessary information in note to this interim financial information.

The accompanying financial information has been translated into English for the convenience of readers outside Brazil.

Goiânia, November 07, 2024.

STATEMENTS OF FINANCIAL POSITION
(In thousands of Brazilian Reais)

	Note	09/30/2024	12/31/2023		Note	09/30/2024	12/31/2023
Asset				Liabilities			
Current				Current			
Cash and cash equivalents	4	294,783	59,266	Trade accounts payable	19	174,147	205,653
Financial investments	5	667,094	815,781	Loans and financing	20.a	25,715	23,280
Marketable securities	6	2,998	271	Debentures	20.b	233,107	225,490
Receivables from customers	7	628,995	602,855	Leases	20.d	29,093	36,468
Inventories	8	108,663	109,034	Labor liabilities	21	200,056	141,657
Recoverable taxes	9	22,857	24,913	Provision for profit sharing - employees		45,284	49,628
Prepaid expenses and advances	10	39,833	19,444	Tax liabilities	22	62,451	64,778
Outsourcing	11	24,201	11,858	Installment payments	23	2,020	3,500
Other accounts receivable	12	22,290	20,694	Consortiums	25	-	3,480
		<u>1,811,714</u>	<u>1,664,116</u>	Contract-related advances	26	2,489	2,489
				Other accounts payable	27	22,092	13,322
				Outsourcing	11	76,718	976
				Dividends and interest on equity capital payable	30.f	107,550	138,666
						<u>980,722</u>	<u>909,387</u>
Noncurrent				Noncurrent			
Marketable securities	6	7,661	7,197	Loans and financing	20.a	186,512	152,617
Receivables from customers	7	54,488	37,000	Debentures	20.b	792,085	669,345
Recoverable taxes	9	116	8,540	Leases	20.d	42	103,742
Prepaid expenses	10	281,864	269,211	Tax liabilities	22	21,057	30,155
Outsourcing	11	1,678,942	1,651,682	Installment payments	23	10,908	12,113
Other accounts receivable	12	9,757	3,398	Contract liabilities	24	10,147	10,147
Court deposits	13	9,476	14,576	Contract-related advances	26	4,148	6,015
Deferred taxes	14.2	-	4,940	Provision for legal claims	28	189,383	206,177
Subventions receivable	18.b	15,077	6,516	Outsourcing	11	1,678,942	1,651,682
		<u>2,057,381</u>	<u>2,003,060</u>	Subventions	18.a	132,916	143,946
				Deferred taxes	14.2	5,356	-
				Actuarial liabilities	29	56,711	56,711
						<u>3,088,207</u>	<u>3,042,650</u>
Fixed assets	15	314,584	420,962	Equity			
Contract assets	16	949,345	833,280	Capital stock	30.a	2,515,546	2,515,546
Intangible assets	17	3,366,165	3,115,563	Statutory reserve	30.c	107,735	107,735
		<u>4,630,094</u>	<u>4,369,805</u>	Reserve for investments	30.d	1,465,781	1,465,781
				Asset and liability valuation adjustment	30.e	33,263	33,311
				Retained earnings for the period		345,364	-
				Other comprehensive income (loss)		(37,429)	(37,429)
						<u>4,430,260</u>	<u>4,084,944</u>
Total assets		<u><u>8,499,189</u></u>	<u><u>8,036,981</u></u>	Total liabilities		<u><u>8,499,189</u></u>	<u><u>8,036,981</u></u>

The accompanying notes are integral part of this interim financial information.

STATEMENTS OF INCOME
(In thousands of Brazilian Reais)

				Restated	Restated
	Note	07/01/2024 to 09/30/2024	01/01/2024 to 09/30/2024	07/01/2023 to 09/30/2023	01/01/2023 to 09/30/2023
Net revenue					
Revenue from Sewage and Water Supply Services		885,215	2,468,124	809,311	2,233,066
Revenue from construction		129,529	436,227	93,083	241,884
Revenue from technical services		627	1,831	589	1,771
Approval of outsourcing		2,275	6,825	2,275	6,825
	31	1,017,646	2,913,007	905,258	2,483,546
Cost					
Cost of services	32	(354,644)	(1,046,929)	(318,180)	(924,154)
Cost of construction work	32	(129,529)	(436,227)	(93,083)	(241,884)
	32	(484,173)	(1,483,156)	(411,263)	(1,166,038)
Gross profit		533,473	1,429,851	493,995	1,317,508
Selling expenses	32	(84,912)	(253,739)	(78,919)	(230,013)
Administrative expenses	32	(132,677)	(399,757)	(130,384)	(373,019)
Tax expenses		(4,422)	(28,520)	(4,687)	(30,659)
Other operating revenues/expenses	33	(91,377)	(124,451)	(36,275)	(102,270)
		(313,388)	(806,467)	(250,265)	(735,961)
Income before financial income (loss)		220,085	623,384	243,730	581,547
Net financial income (loss)	34	6,947	(10,934)	(6,051)	(19,042)
Income before taxes on income		227,032	612,450	237,679	562,505
Current Income and Social Contribution taxes		(57,462)	(149,287)	(67,890)	(147,469)
Deferred Income and Social Contribution taxes	14.2	3,817	(10,320)	3,957	(8,726)
Net income for the period		173,387	452,843	173,746	406,310
Earnings per share	30.g	0.06893	0.18002	0.06907	0.16152

The accompanying notes are integral part of this interim financial information.

STATEMENTS OF COMPREHENSIVE INCOME
(In thousands of Brazilian Reais)

	07/01/2024 to 09/30/2024	01/01/2024 to 09/30/2024	07/01/2023 to 09/30/2023	01/01/2023 to 09/30/2023
Net income for the period				
Net income for the period	173,387	452,843	173,746	406,310
Other comprehensive income				
Realization of Deemed Cost, net of deferred taxes	-	48	-	1
Comprehensive income for the period	<u>173,387</u>	<u>452,891</u>	<u>173,746</u>	<u>406,311</u>

The accompanying notes are integral part of this interim financial information.

Saneamento de Goiás S.A.

STATEMENTS OF CHANGES IN EQUITY (In thousands of Brazilian Reais)

	Capital stock	Statutory reserve	Reserve for Investment	Asset and liability valuation adjustment	Other comprehensive income	Retained earnings/Accumulated losses	Total equity
Balances as at January 01, 2023	2,515,546	78,543	1,049,781	33,313	-	-	3,677,183
Net income for the period	-	-	-	-	-	406,310	406,310
Interest on equity capital	-	-	-	-	-	(96,498)	(96,498)
Realization of deemed cost	-	-	-	(1)	-	1	-
Balances as at September 30, 2023	<u>2,515,546</u>	<u>78,543</u>	<u>1,049,781</u>	<u>33,312</u>	<u>-</u>	<u>309,813</u>	<u>3,986,995</u>
Balances as at January 01, 2024	<u>2,515,546</u>	<u>107,735</u>	<u>1,465,781</u>	<u>33,311</u>	<u>(37,429)</u>	<u>-</u>	<u>4,084,944</u>
Net income for the period	-	-	-	-	-	452,843	452,843
Interest on equity capital	-	-	-	-	-	(107,550)	(107,550)
Realization of deemed cost	-	-	-	(48)	-	71	23
Balances as at September 30, 2024	<u>2,515,546</u>	<u>107,735</u>	<u>1,465,781</u>	<u>33,263</u>	<u>(37,429)</u>	<u>345,364</u>	<u>4,430,260</u>

The accompanying notes are integral part of this interim financial information.

STATEMENTS OF CASH FLOWS
(In thousands of Brazilians Reais)

	Note	09/30/2024	09/30/2023
Net cash from operating activities		<u>695,228</u>	<u>586,934</u>
Cash from operations		<u>748,971</u>	<u>726,550</u>
Net income for the period		<u>452,843</u>	<u>406,310</u>
Adjustments to reconcile net income			
Depreciation and Amortization		145,146	131,704
Write-off of investment, fixed assets and intangible assets/Inventory adjustment		333	1,305
Discount to present value - receivables	34	(46)	(943)
Deferred taxes - Income and Social Contribution Taxes - IRPJ/CSLL	14.1	10,320	8,726
Charges on loans, financing and leases		111,918	104,231
Capitalized interest	20.c	(78)	(5)
Return on financial investments	6	(4,409)	(547)
Provisions/reversals	33	32,944	75,769
Changes in assets and liabilities		<u>(62,476)</u>	<u>(140,672)</u>
Receivables from customers	39	(109,105)	(159,660)
Recoverable taxes	39	2,792	9,029
Inventories	39	944	(18,501)
Prepaid expenses and advances to employees		(33,042)	(11,658)
Court deposits		5,100	(692)
Trade accounts payable		(31,506)	(23,435)
Consortium		(3,480)	2,192
Labor liabilities		58,399	54,555
Tax liabilities		(11,425)	10,132
Installment payments		(2,685)	171
Contract liabilities		-	(4,349)
Outsourcing		63,399	3,410
Contract-related advances		(1,867)	(1,866)
Other		<u>8,733</u>	<u>1,056</u>
Other accounts receivable	39	(37)	1,556
Other accounts payable		8,770	(500)
Net cash from investing activities		<u>(349,798)</u>	<u>(470,776)</u>
Fixed assets acquisition	15.1	(9,194)	(26,664)
Contract assets	39	(222,260)	(132,679)
Intangible assets acquisition	17	(261,307)	(133,703)
Acquisition of inventory for construction work	16	(3)	(1,670)
Marketable securities	6	1,218	7,256
Financial investments		148,687	(183,316)
Adjustments to subventions		(6,939)	-
Net cash from financing activities		<u>(109,913)</u>	<u>(63,146)</u>
Raised loans and financing	20.c	342,953	300,201
Amortization of loans and financing	20.c	(181,802)	(163,456)
Payment of finance charges on fundraising	20.c	(98,105)	(95,727)
Leases	20.d	(36,197)	(33,194)
Subventions	18.a	1,904	24,418
Payment of interest on equity capital		(138,666)	(95,388)
Increase/(decrease) in cash and cash equivalents, net		<u>235,517</u>	<u>53,012</u>
Beginning balances of cash and cash equivalents	4	59,266	81,606
Final balances of cash and cash equivalents	4	294,783	134,618

The accompanying notes are integral part of this interim financial information.

STATEMENTS OF VALUE ADDED

(In thousands of Brazilian Reais)

			Restated
	Note	01/01/2024 to 09/30/2024	01/01/2023 to 09/30/2023
Revenues			
Sales of goods, products and services		2,723,771	2,461,911
Revenue from construction work	31	436,227	241,884
Recognition/reversal of allowance for doubtful accounts	33	(65,523)	(85,379)
Statute of limitations/Credit Recovery	33	15,027	21,411
Approval of outsourcing	31	6,825	6,825
Revenues from technical services	31	1,831	1,771
Other revenues		33,123	4,531
		<u>3,151,281</u>	<u>2,652,954</u>
Inputs acquired from third parties			
Cost of goods and services sold		(398,106)	(340,324)
Raw materials consumed		(10,742)	(7,369)
Energy and third-party services		(196,667)	(175,919)
Cost of construction work		(436,227)	(241,884)
Recognition/reversal of provision for inventory losses		(43)	3,149
Other expenses		<u>(139,655)</u>	<u>(52,443)</u>
		<u>(1,181,440)</u>	<u>(814,790)</u>
Gross value added		1,969,841	1,838,164
Withholdings			
Depreciation/Amortization		(145,146)	(131,704)
Provisions/reversals		32,622	6,461
		<u>(112,524)</u>	<u>(125,243)</u>
Net value added		1,857,317	1,712,921
Value added received through transfer			
Financial revenues	35	115,873	103,092
		<u>115,873</u>	<u>103,092</u>
Total value added to be distributed		1,973,190	1,816,013
Value added distribution		1,973,190	1,816,013
Personnel and charges			
Direct compensation		586,689	532,658
Benefits		148,162	143,519
Severance Pay Fund (FGTS)		47,350	42,875
		<u>782,201</u>	<u>719,052</u>
Taxes, fees and contributions			
Federal		562,017	524,906
Federal - Deferred IRPJ/CSLL		10,320	8,726
State taxes		19,470	21,140
Municipal		6,137	6,204
		<u>597,944</u>	<u>560,976</u>
Return on debt capital			
Interest		126,807	122,134
Rents		13,395	7,541
		<u>140,202</u>	<u>129,675</u>
Return on equity capital			
Interest on equity capital		107,550	96,498
Retained earnings for the period		345,293	309,812
		<u>452,843</u>	<u>406,310</u>

The accompanying notes are integral part of this interim financial information.

Notes to the interim financial information as at September 30, 2024
(In thousands of Brazilian Reais, unless otherwise stated)

Table of Contents:

1. General information
2. Basis of preparation and summary of material accounting practices
3. Risk management and financial instruments
4. Cash and cash equivalents
5. Financial investments
6. Marketable securities
7. Receivables from consumers
8. Inventories
9. Recoverable taxes
10. Prepaid expenses and advances
11. Outsourcing
12. Other accounts receivable
13. Court deposits
14. Taxes on income
15. Fixed assets
16. Contractual assets
17. Intangible assets
18. Government grants
19. Trade accounts payable
20. Loans and financing
21. Labor liabilities
22. Tax liabilities
23. Installment payments
24. Contractual obligations
25. Jointly-controlled enterprises -consortiums
26. Contractual advances
27. Other accounts payable
28. Provision for lawsuits
29. Employee benefits
30. Equity
31. Net operating revenue
32. Costs and expenses
33. Other operating revenues and expenses
34. Net financial income (loss)
35. Service index
36. Insurance
37. Related-party transactions
38. Compensation of Management, Fiscal Council and Statutory Committee
39. Supplementary cash flow information
40. '*Operação Decantação*' (investigation process)
41. Virtual storeroom

1. General information

Saneamento de Goiás S.A. - Saneago (the "Company" or "Saneago") is a government-controlled publicly traded company registered with the Brazilian Securities and Exchange Commission ("CVM"). It was established according to State Law No. 6.680 of September 13, 1967. It is headquartered at Av. Fued José Sebba 1.245, Setor Jardim Goiás, Goiânia-GO and is enrolled with Corporate Tax ID (CNPJ) under number 01.616.929/0001-02.

Saneago renders water supply and sewage services in the state of Goiás, preferably through government concession and/or joint management, in public or private systems.

As set in the Company's articles of incorporation, it is responsible for preparing studies, projects and research, carrying out construction work and rendering consulting services, as well as services relating to water supply and sewage; final destination of domestic and industrial effluents, solid waste and their byproducts; urban cleaning; drainage and management of urban rainwater; and protection of water resources and the environment. However, urban cleaning, handling of solid residues and the services of urban drainage depend on technical approval and may only be rendered upon specific service contracts. Currently, the Company does not have any contracts of urban cleaning or handling of solid residues.

Also, the Company's articles of incorporation aim to ensure new business arrangements and expand the Company's competitive capacity and efficiency, with the formation of partnerships and establishment of domestic controlled companies and a special purpose entity.

The Company fully complies with Law 13.303 of June 30, 2016, addressing the articles of incorporation of federal, state and local public companies and of government-controlled enterprises and their controlled companies.

In addition, Saneago acts constantly in the improvement of actions to meet State Decree No. 9.406/2019, which established a public compliance program, defined as a set of procedures and structures to assure that Saneago's Management complies with moral and legal standards, as well as realization of public actions and satisfaction of citizens, fostering ethics, transparency, responsibility and risk management. The Sectorial Committee of Compliance, with a permanent advisory role as for matters relating to the Public Compliance Program to ensure the implementation of the aforementioned areas.

Considering the growing market concern for best corporate, environmental, social and governance practices, a committee with representatives from different areas of the Company was organized, which is responsible for the strategies, guidelines and other sustainability matters, including corporate guidelines and acts in the management of environmental, social and governance matters (ESG - Environmental, Social and Governance). Among the actions carried out by the committee, the following are highlighted: preparation of Sustainability Policy, preparation of Sustainability Report by a specialized consulting company, definition of ESG indicators and contractual clauses and creation of Innovation Program. Furthermore, Saneago enrolled with the Global Compact, which is an initiative proposed by the United Nations to encourage companies to adopt corporate social responsibility and sustainability policies.

New Legal Framework on Basic Sanitation

On July 15, 2020, Law No. 14.026/2020 was enacted amending the Brazilian Legal Sanitation Framework. The main changes were the following: I) Universalization legal targets; II) Regionalization: preference for the regionalization of services rendered, over fragmentation of services; III) Regulation: the National Water Agency (ANA) is to establish general regulatory guidance, nationwide, enforcing homogeneity and legal safety; IV) Competition: it established the principle of competitive selection of the service providers.

As for the targets, new goals were established regarding the universalization of services, including water supply, sewage collection and treatment and solid waste management, which must be reached by 2033.

As for the regionalization process, on May 22, 2023, the state issued Statute No. 182/2023, establishing the Basic Sanitation Microregions (MSB) and their respective governance structures. Three (3) MSBs were established in the State, they are: East, Center and West; and their respective governance structures consist of: i) Microregion Committee, a decision-making body; ii) Technical Committee, a technical and advisory body; iii) Participatory Council; iv) General Secretary, an elected executive officer; and v) Integrated system for the management of resources and rendering of accounts regarding resources managed for each microregion.

During 2nd assembly of each respective microregion, held on December 20, 2023, the direct rendering of sanitation services by Saneago was approved for the locations whose service rendering contracts have expired. The alignment of maturity dates for the contracts in effect to December 17, 2049, was also approved. Only necessary technical adjustments are needed to formalize each situation's documents, as per the Microregion Committees decision.

The new sanitation framework also did implement the requirement for service rendering companies to prove their economic and financial capacity to fulfill agreements, as per Article 10-B of Federal Law No. 11.445/2007. While Decree No. 11.598/2023 was in effect, Ernest Young, an independent certifier, confirmed that the company complies with the adequacy requirements on the base date of December 31, 2023, showing that it meets the minimum benchmark indexes of economic-financial indicators, that the net present value of the global cash flows of regular contracts is greater than zero and that the Company's fundraising plan is compatible with its feasibility studies. The study has already considered the scenarios arising from Regionalization in the state of Goiás, including in its scope of analysis all the municipalities in which the Company has service rendering in force and was approved by Joint Technical Note No. 2/2024 of Regulatory Agencies of Goiás (AGR) with the municipal agencies of Goiânia (Goiânia's Regulatory Agency - AR), Rio Verde (Municipal Agency of Regulation of Water and Sewage Services - Amae) and Anápolis (Regulatory Agency of the Municipality of Anápolis - ARM), being sent to ANA, in compliance with the provisions of the legislation.

Regarding the corporate environment, besides the amendments to the law that created the Company (Law No. 6.680/1967) and the restructure to comply with the New Framework requirements, the Company has created a specialized unit to ensure its capacity to participate in biddings and to comply with its obligations more efficiently.

Concession and Program contracts

As at September 30, 2024, Saneago has 223 contracts under operation, which are distributed as follows: 62 program contracts, 80 concession contracts and 81 concession under direct service rendering contracts, all of them maturing December 17, 2049, as per the approval of State of Goiás microregion Committee.

The following table breaks down the Company's share in net revenue for each type of service contract:

Type of contract	West Microregion		Center Microregion		East Microregion		Total	
	No. of Municipalities	% Net revenue	No. of Municipalities	% Net revenue	No. of Municipalities	% Net revenue	No. of Municipalities	% Net revenue
Program	18	6.03%	20	45.87%	24	19.59%	62	71.49%
Concession	31	2.90%	28	4.77%	21	4.90%	80	12.57%
Direct rendering of services	30	7.19%	35	6.79%	16	1.96%	81	15.94%
Total	79	16.12%	83	57.43%	61	26.45%	223	100.00%

On September 01, 2023, the municipality of Leopoldo de Bulhões has amicably resumed the rendering of sanitation services and has agreed to pay Saneago the amount of R\$ 1,602 in 45 monthly installments. Billings for this municipality were R\$ 1,185 in the accumulated balance for the 3rd quarter of 2023.

The Company's operations are focused on the municipality of Goiânia, representing 36.22% of net revenue as at September 30, 2024 and 34.92% of intangible assets (36.18% of net revenue and 34.51% of intangible assets as at December 31, 2023).

Price adjustment

AGR, AR and AMAE authorized a 1.95% second adjustment (within the current tariff cycle), coming into effect as of April 01, 2024.

Approval for issuance of interim financial information

Issuance of this interim financial information was approved by the Board of Directors on November 07, 2024.

2. Basis of preparation and summary of material accounting practices

Despite being allowed by CPC 21 (R1) and the guidelines contained in Circular Letter CVM/SNC/SEP/Number 003/2011, the Company chose to re-disclose the details presented, in note 2 "Basis of preparation for the interim financial information and summary of material accounting practices".

2.1 Statement of compliance

The interim financial information has been prepared according to Brazilian accounting practices in accordance with Laws 6.404/76 and 11.638/07, comprising Brazilian Corporate Law, pronouncements, guidelines and accounting interpretations issued by the Committee of Accounting Pronouncements, as approved by the Brazilian Securities and Exchange Commission (CVM) by means of its resolutions and standards issued by the Brazilian Federal Council of Accounting, in alignment with International Financial Reporting Standards (IFRS) issued by the International Accounting Standards Board (IASB).

The interim financial information has been prepared based on historical cost and adjusted to reflect the deemed cost of plots of land, building, furniture and fixtures, machinery and equipment, vehicles and IT equipment at the date of transition to IFRS. Such assets are not reversible to the granting authority.

The Company's Management states that all relevant information on the interim financial information is being evidenced and corresponds to the information used by the Company's Management on its administration.

2.2 Functional currency

The functional currency of Saneago is the Brazilian real (R\$) and all interim financial information amounts are presented in thousands of Brazilian Reais.

2.3 Main judgements and accounting estimates

The preparation of interim financial information involves the use of certain estimates and assumptions in the application of the Company's accounting policies, which are continually evaluated based on past experience and other factors, including projection of future events that are deemed reasonable in the circumstances. Thus, estimates may differ from actual results.

The policies for material and specific estimates applied by the Company are the following:

a) Allowance for doubtful accounts and write-off per maturity

To write off customer credits (effective loss), the Company adopts commercial maturity criteria, namely 10 years for private customers and 5 years for public customers, not using the tax criterion (Law 9.430/1996).

Losses are estimated using the model of expected losses, considering a provision matrix, applied as accounts receivable age, whose percentages are determined based on the history of default in the two years prior to disclosure. Due to different payment profiles, matrices are calculated separately for private and public customers, not considering those that have filed legal proceedings against the Company.

b) Inventory losses

To measure the provision for inventory losses, the Company evaluates the applicability of obsolescence for items that were not moved in the previous 12 months, applying the gradual percentages, according to each item's aging period.

2.4 Operating revenue

a) Revenue from sanitation services

Revenue from the water supply and sewage services is recognized as the services are rendered and measured, thus the revenue incurred and not yet billed (measured) until the end of each period is estimated and recognized in trade accounts receivable.

b) Revenue from construction

Revenue and costs relating to construction services or improvement in the infrastructure used for water supply and sewage services are booked. There is no profit margin, considering that: (i) the Company's business purpose is the supply of water and sewage services; (ii) all revenue from construction relates to the building of infrastructure to reach its business purpose; and (iii) the Company outsources the infrastructure construction with nonrelated parties. All additions made to intangible assets and contractual assets in progress are recognized on a monthly basis in the statement of income as construction revenue and costs.

2.5 Cash and cash equivalents

Cash and cash equivalents are composed of cash, cash at banks, billing, deposits linked to construction work and short-term financial investment, which is readily redeemable and with expected use by the Company for a period of six months, presenting insignificant risk of change in fair value. These balances are withheld for the purpose of meeting short-term cash commitments, and not for investment or other purposes.

2.6 Receivables from consumers

They are recognized at nominal value as services are provided and billed (measured). The services rendered that exceed the measurement period are estimated and recorded as an estimate to be billed, at present value, without any type of additions.

The unreceived credits, which are paid in installments, as well as the financed services, are adjusted at the time of negotiation, considering the entire period of receipt of the installments. The amounts are segregated into current and noncurrent according to the maturity of the installments and are discounted at present value, with financial expenses being recognized - discount to present value by the rate applied at the time of negotiation.

2.7 Fixed assets

Fixed assets are stated at the cost of acquisition and/or construction and are not reversible to the granting authority. Depreciation is calculated under the straight-line method and realized throughout the economic useful life, determined according to a report of an independent appraisal firm.

2.8 Intangible assets

Intangible assets are recognized at acquisition and/or construction costs, including the capitalization of personnel expenses and financing interest attributable to each item. Amortization is calculated under the straight-line method and realized throughout the economic useful life, determined according to a report of an independent appraisal firm.

This group of accounts is composed of the assets used in the water and sewage systems linked to the concessions, in line with the interpretation of ICPC 01 - Concession Contracts.

The control over the construction work in progress with the respective transfer to assets in operation (Completed Assets) takes place through documentation issued by the unit responsible for the execution of construction work, informing that the object in question is completed.

The economic useful life of fixed and intangible assets, calculated based on a study carried out in 2023 with an appraisal report issued on December 19, 2023, is represented as follows:

Type of the assets	EUL*	Type of the assets	EUL*
Civil construction	50	Computer programs	13
Dams	50	Equipment - Metering pumps	13
Reservoirs and Tanks - Concrete	50	Water meters	11
Decanters and Ponds	50	Vehicles	11
Piping	40	Machinery and Tractors	10
Generator sets	30	Equipment - Sewage pumps	10
Building connections	30	Treatment Equipment	10
Water wells	25	Laboratory Equipment	10
Renewable Energy Systems	25	IT equipment - Switch	10
Deemed Cost (General)	25	Other equipment	9
Electrical substation system	20	IT equipment - Servers	8
Reservoirs and Tanks - Metal	20	IT equipment - Endpoints	7
Environmental Protection and Preservation - Reforestation	17	IT equipment - Lease	7
Environmental Protection and Preservation - Fencing	15	Vehicles - Right of Use	4
Equipment - Air Conditioning	15	Software - Right of use	3
Equipment - Other Pumps	15	IT equipment - Nobreaks	2
Macro-meters	15	Works of art	-
Equipment - Engines	14	Plots of land	-
Furniture and fixtures	13	Easement	-

**Economic Useful Life*

a) Concession and Program Contracts

The infrastructure used by the Company related to the concession and program contract is within the scope of ICPC 01 - Concessions. The assets are recorded as intangible assets - assets allocated to the concession, since the Company has the right to charge for the use of these assets and the users (consumers) have the primary responsibility to pay for their services.

Item 1 of article 29 of the Brazilian sanitation framework (Law No. 11.445/2007, amended by Law No. 14.026/2020, resulting in the "New Sanitation Framework") indicates that the economic and financial sustainability of public sanitation services has to be assured through the amounts charged for services, preferably in the form of tariffs.

In spite of the expectation of remuneration preferably in the form of tariffs, it is known that the Company's operating income (loss) in the municipalities is not always enough to amortize the investments made, during the period in which services are rendered. The amortization of the investments in concessions is not limited to contractual terms, because this system is ruled by the reasonability of tariffs during the rendering of services, and thus, the term of the contract is not always enough for the amortization. That is, the indemnification of investments not yet amortized remains as a form of remuneration, which is provided for by the sanitation legislation itself, which determines that the transfer of services from one provider to another is conditioned to the prior indemnification of investments linked to reversible assets not yet amortized or depreciated.

After regionalization of sanitation services in the State of Goiás, a municipality may withdraw itself if the microregion committee so approves, as long as the following is observed: i) the microregion's economic balance will not be jeopardized; ii) single tariff ; iii) previous compensation for indemnity purposes. As for the regulatory aspect, each microregion has the assignment of defining its regulating body, which has still not happened, as per the reference standards issued by ANA.

Accordingly, Saneago's departure from the sanitation services must be preceded by the administrative procedures to promote the effective compensation of the assets not yet amortized. The obligation of compensation obliges the granting authority to anticipate the termination of the contract and proceed with the analyses, evaluations and settlements needed to determine the value of the compensation it owes to the concessionaire. Thus, until the due administrative process is initiated for settlement of the contract, with payment of the due compensation to the Company, the Municipality cannot retake, and Saneago cannot transfer the services, without due settlement.

As for the specific definition of the criteria to be observed in cases of indemnity of nonamortized assets, Saneago awaits the issuing of the regulatory standards by the regulatory bodies of the state of Goiás. Thus, while there is no regulation on how to calculate the amounts for the indemnity relative to Saneago's assets following the resumption of sanitation service rendering by the municipalities, and considering that: i) Saneago is now legally responsible for the rendering of services in those municipalities; ii) if the municipality decides to bid its systems, the previous compensation for indemnity purposes on realized and nonamortized investments is secured by the Law; iii) such indemnity payments constitute a fact that predates the termination of the legal relationship between the parties, intangible assets are held without bifurcation in financial assets, which are amortized at the respective useful lives.

As soon as the matters above are solved, which do not depend on the Company's actions, it intends to review the bifurcation policies for its investments currently implemented.

b) Government subsidy

The asset-related government subsidy, when received and whose obligations have not yet been met, is recognized in the statement of financial position in liability caption. When the established condition of immobilization of the work is fulfilled, the recognition is made in the asset by deducting the book value of the related item, with the value of net asset having zero effect.

2.9 Impairment of non-financial assets

The Company has revised the value of its assets with a finite useful life, which includes, among others, intangible assets resulting from concession/program contracts related to water and sewage systems, and no evidence of estimated impairment was identified.

Additionally, the Company adopts impairment for works that have been paralyzed for more than a year and with no expectation of cash generation, with direct and indirect costs fully provisioned. If the works are resumed, the incurred losses are calculated and recognized in the statement of income for the year. The amount of the provision for impairment related to paralyzed works is R\$ 104,900 as at September 30, 2024 (R\$ 116,383 as at December 31, 2023).

2.10 Profit sharing

Saneago's employees are entitled to profit sharing according to article 75, paragraph 3 of the Company's articles of incorporation. Profit sharing must comply with the Company's regulations and legislation in force, pursuant to the provisions of articles 189 and 190 of Brazilian Corporate Law.

The Company quarterly recognizes a provision for 10% on income (total value to be distributed) being adjusted at the end of the period, according to targets reached, resulting in the estimated value to be distributed in the next year. The effective realization depends on the approval of Governance agencies.

The Company adopts as practice the recording of Profit Sharing under "Other operating expenses/revenues", since this arises from its operations and trading and managing efforts, and these occur regardless of the distribution of profit sharing.

2.11 Segment reporting

Given the Company's particularity of operating in a sector considered by the legislation as an essential public service (sewage services), the investment decisions taken by Management are mainly based on social and environmental responsibility. Water supply and sewage services are classified as a single segment for all municipalities in the state of Goiás, with which the Company has contract. The main factor that makes managerial control the set of water and sewage activities is the existence of cross subsidy in the rendering of water supply and collection, sanitation and treatment of sewage. The measurement of performance and calculation of information in a single segment is consistent with the policies adopted for the preparation of this interim financial information, since Management uses this information to analyze the Company's performance.

2.12 Restatement of balances as at September 30, 2023, for comparison purposes

The Company restated the interim financial information for 2023 for the purpose of reflecting the correct classification of expenses on lawsuits, which were allocated to "Other operating expenses/revenues", since they are not directly connected to operating income for the period.

The adjustments made are the following:

Statements of income as at September 30, 2023 (restated)

	Stated		Adjustment		Restated	
	07/01/2023 to 09/30/2023	01/01/2023 to 09/30/2023	07/01/2023 to 09/30/2023	01/01/2023 to 09/30/2023	07/01/2023 to 09/30/2023	01/01/2023 to 09/30/2023
Net revenues	905,258	2,483,546	-	-	905,258	2,483,546
Operating costs	(411,336)	(1,166,192)	73	154	(411,263)	(1,166,038)
Gross profit	493,922	1,317,354	73	154	493,995	1,317,508
Operating expenses	(250,192)	(735,807)	(73)	(154)	(250,265)	(735,961)
Income before financial income (loss)	243,730	581,547	-	-	243,730	581,547
Net financial income (loss)	(6,051)	(19,042)	-	-	(6,051)	(19,042)
Income before taxes	237,679	562,505	-	-	237,679	562,505
Current Income and Social Contribution Taxes	(67,890)	(147,469)	-	-	(67,890)	(147,469)
Deferred Income and Social Contribution taxes	3,957	(8,726)	-	-	3,957	(8,726)
Net income for the period	173,746	406,310	-	-	173,746	406,310
Earnings per share	0.06907	0.16152			0.06907	0.16152

3. Risk management and financial instruments

3.1 Financial risk factors

The Company's businesses, financial position and operations result may be affected by changes in seasonality of economy, exposing it to:

- a) Market risk (interest rate and foreign currency rate fluctuations);
- b) Credit risk;
- c) Liquidity risk;
- d) Risks associated with concession/program contracts.

(a) Market risk

Interest rate risk

Saneago is exposed to fluctuations in the interest rates of loans, financing, debentures, and financial investments, which affect payments and receipts of amounts, as well as cash flows. Such rates are the Reference Rate (TR), Secured Overnight Financing Rate (SOFR), the Interbank Deposit Rate (CDI) or inflation indexes, such as the Amplified Consumer Price Index (IPCA).

According to the financial risk management policy, to mitigate the interest rate risk, the Company may use the following financial instruments and strategies: Swap contracts, renegotiation of contracts or early settlement.

Debt Sensitivity

In sensibility analysis for the interest rate risk, the debt balance was used, which includes one of the following indexes: IPCA, CDI, SOFR and TR. Therefore, based on current values or market expectations for the end of the period for these indexes, referenced by the Focus report of July 2024, three scenarios were simulated. The probable scenario considers the maintenance of the current value or the expected evolution of the indexes, whereas scenarios II and III consider appreciation of the rates of 25% and 50%, respectively:

Indexes	Debt sensitivity - 09/30/2024					
	Exposure	Probable scenario		Scenario II		Scenario III
		Rates	Amount	Rates	Amount	Rates Amount
IPCA (FCO (Center Western Financing Program))	63,430	4.50%	66,284	5.63%	67,001	6.75% 67,712
CDI (Banks + Debentures)	1,032,994	11.65%	1,153,338	14.56%	1,183,398	17.48% 1,213,561
USD SOFR 3M (Inter-American Development Bank (IDB))	50,905	5.34%	53,623	6.68%	54,305	8.01% 54,982
TR (Caixa Econômica Federal)	97,184	1.1%	98,164	1.26%	98,409	1.51% 98,651
Subtotal	1,244,513		1,371,409		1,403,113	1,434,906
Transaction cost	(9,398)					
	1,235,115					
Not subject to risks						
FCO - Cezarina (a)	2,304					
	1,237,419					

a) Contract with fixed interest.

Exchange rate risk

Saneago is exposed to fluctuation in exchange rates of financial operations denominated in foreign currencies, and consequently affecting its cash flow. This risk arises from the possibility of the Company incurring losses due to fluctuation in exchange rates affecting the balances of financing in foreign currency raised in the market, what could increase financial expenses.

According to the Financial Risk Management Policy, with the purpose of reducing the unpredictability of exchange rate fluctuations and optimizing cash management, increasing its predictability level, hedge instruments may be contracted, such as swap contracts, Non deliverable forwards (NDF), or financial investments in exchange funds limited to the amount of the corresponding liability. The contracting of those instruments depends on the ratio of cost to expected benefit of the instrument used.

As in the debt sensitivity analysis above, the balance used was that of foreign debt, i.e., the financing agreement with IDB, denominated in US dollars. Based on market expectations for the end of the year of this currency value (Focus report), in relation to 2024, three scenarios were simulated. The probable scenario considers the expected evolution of the value of foreign currency, while the other scenarios assume appreciation or depreciation of exchange rates of 25% and 50%, respectively.

Sensitivity of debt in foreign currency - 09/30/2024						
Currency	Exposure	Probable scenario	-25%	25%	-50%	50%
Debt in R\$ (IDB)	50,905	R\$5.42	R\$4.07	R\$6.78	R\$2.71	R\$8.13
Exposure in US\$	9,344	-	-	-	-	-
Debt in R\$ in the scenarios	-	50,644	37,983	63,306	25,322	75,967
Effects on income before taxation		261	12,922	(12,401)	25,583	(25,062)

Sensitivity of the debt in foreign currency with IDB

In relation to contract No. 1414/OC-BR entered into between Saneago and the IDB, no currency peg mechanisms have been adopted against fluctuations in exchange rate "Hedge contract". However, the Company has evaluated the possibility of hedging against current and probable changes in the world economic scenario.

Regarding the IDB's debt reference interest rate, it is worth mentioning that the London Inter-bank Offered Rate (LIBOR) has been discontinued and replaced by the SOFR that has been used in the IDB contract since 2023.

In the Sensitivity Analysis for Foreign Currency Debts, the probable scenario indicates an US Dollar closing rate of R\$ 5.42 for 2024, under the closing rate for September 2024, which was R\$ 5,4481, indicating a decrease in debt costs due to the exchange rate variation if the scenario of the Focus report materializes. The Company will follow exchange rate volatility and, if necessary, adopt hedging instruments to mitigate this risk. We should point out, however, factors that have been substantially affecting domestic and foreign financial conditions, such as the economic environment of the United States, doubts regarding the slowdown, disinflation and the consequent change in interest rate in the world, and also the increasing defaults and credit risks for companies. Also, in the foreign scenario, the USA and countries in the eurozone have a modest growth in the economy, especially the slowdown in the Chinese economy, and economic policy uncertainties remain in the global economy, notably by the continued disinflationary process in several countries and uncertainties regarding synchrony in monetary policy cycles. Domestic factors are related to the Brazilian economy being able to absorb the hardships arising from the foreign scenario and the perspective given by structural reforms, especially the tax reform and those that allow for economic recovery, even though the economic activity and the domestic labor market have been more dynamic than expected.

The values for the US dollar of the scenarios were based on data of the Central Bank of Brazil published in the FOCUS Market Report (Market Expectations) on October 18, 2024.

(b) Credit risk

Virtually the whole population of the State of Goiás is a client of Saneago. As for private customers, the practice at the Company is to cut the services in the event of payment default, and no credit analysis is made. Such practice is not applicable to public customers, however, Management has been making efforts to reduce default levels through negotiation with municipal governments and public agencies of the State of Goiás.

(c) Liquidity risk

Liquidity risk can be defined as the possibility of the Company not having enough funds to fulfill financial obligations or even having to pay additional costs due to shortage of funds at due dates as a result of a mismatch between payables and receivables.

The Company's liquidity risk mainly arises from its capacity of cash generated from its operating activities and loans from federal, state and private financial institutions. Besides, liquidity is affected by shortages of water, which have a significant impact to the Company's revenue, as well as lower tariffs ordered by courts, reduction in demand, increase in default level and costs and expenses above projected limits, in addition to recognition and realization of non-recurrent expenses not accrued for.

The exposure to liquidity risk is managed by monitoring and managerial control over cash inflows and outflows with planned schedules, so that the Company can fulfill its obligations.

(d) Risks associated with concession/program contracts

Saneago's results depend on the maintenance of contracts with the municipalities where it operates. Usually, the Concession Contracts and Program Contracts have 30-year terms, however, as disclosed in Note 1, the microregion committees have approved to align all the contracts maturity to December 17, 2049. The municipality is entitled to cancel contracts before expiration or do not give authorization for their renewal due to noncompliance with legal or contract obligations, upon compensation of the balances of investment not yet amortized, something guaranteed by law, as discussed in Note 2.8 a) although it depends on the microregion to authorize it. The Microregion Committees decision on the maintenance of direct rendering of services by Saneago, as disclosed in Note 1, brings a higher level of legal safety to municipalities whose contracts have matured and where Saneago was only keeping the water supply and sewage systems working.

3.2 Capital management

The Company's purposes in managing its capital are guaranteeing its going concern capacity in order to bring gains to shareholders and benefits to other interested parties, in addition to keeping an ideal capital structure for reducing costs. The Company monitors capital based on financial leverage indexes. This index corresponds to net debt divided by total capital. Net debt, in turn, corresponds to total loans and financing, less cash and cash equivalents, financial investment and short-term marketable securities. Total capital is calculated by adding equity, as presented in the statement of financial position, to net debt:

	09/30/2024	12/31/2023
Net financial position		
Total Loans/Debentures/Leases	1,266,554	1,210,942
(-) Cash and cash equivalents	(294,783)	(59,266)
(-) Financial investments/Marketable securities (a)	(670,092)	(816,052)
(=) Net debt	301,679	335,624
(+) Total equity	4,430,260	4,084,944
(=) Total Capital	<u>4,731,939</u>	<u>4,420,568</u>
Financial leverage index	6.38%	7.59%

(a) Immediate liquidity financial investments as per Note 5 and short-term marketable securities as per Note 6.

4. Cash and cash equivalents

	09/30/2024	12/31/2023
Cash	4	-
Imprest fund	101	41
Banks - Checking Account / Collection	16,498	29,507
Banks - Accounts linked to construction	63	79
Bank - Collection to release (a)	3,577	14,206
Financial investments (b)	<u>274,540</u>	<u>15,433</u>
	<u>294,783</u>	<u>59,266</u>

These refer to amounts held at banks and financial investment with immediate liquidity and insignificant risk of change in value.

(a) These refer to bank float that is released between 1 to 3 business days after the funds enter into the bank account;

(b) The Company maintains in Cash and Cash Equivalents the investments expected to be used within six months. The balance of financial investments includes the following amounts:

	09/30/2024	12/31/2023
Banco do Brasil	1,220	1,759
Bradesco	9,409	11,772
BTG	52,779	-
Itaú	65,449	-
Safra	13	12
Toro	5,993	-
Vortx	4,676	1,890
Votorantim	<u>135,001</u>	<u>-</u>
	<u>274,540</u>	<u>15,433</u>

The average return on the financial investments accrued in the 3rd quarter of 2024 was 92.89% of CDI (69.41% of CDI as at December 31, 2023).

5. Financial investments

These refer to investments with immediate liquidity to meet short-term commitments. It differs from investments allocated to Cash and Cash Equivalents only in terms of their expected use by the Company, which is after six months, and breakdown as follows:

	09/30/2024	12/31/2023
Bradesco	-	2,002
Itaú	13,258	36,612
Santander	653,836	775,190
Toro	-	1,977
	<u>667,094</u>	<u>815,781</u>

The average return on the financial investments accrued in the 3rd quarter of 2024 was 81.99% of CDI (87.89% of CDI as at December 31, 2023).

The market value of financial investment is close to the one recorded in the interim financial information as it is pegged to the variation in CDI, or is composed of specific funds with variable yield, which are monthly checked through the statements issued by the financial institutions. The Company has no financial instruments measured at fair value.

6. Marketable securities

	09/30/2024	12/31/2023
Current		
Bradesco	2,713	-
Caixa Econômica Federal	285	271
	<u>2,998</u>	<u>271</u>
Noncurrent		
Caixa Econômica Federal	6,463	6,089
Banco Inter	1,198	1,108
	<u>7,661</u>	<u>7,197</u>
	<u>10,659</u>	<u>7,468</u>

Such investments are a contract demand. Guarantee reserves maturing after 12 months are classified as noncurrent assets. Contracts maturing within the next 12 months are classified as current assets, as well as other investment available within the year.

The amount of R\$ 4,409 was recorded in marketable securities, with effective redemption amounting to R\$ 1,218 in the period.

The average returns on marketable securities accrued in the 3rd quarter of 2024 was 74.64% of CDI (71.97% of CDI as at December 31, 2023).

7. Receivables from consumers

	09/30/2024			12/31/2023		
	Private	Public	Total	Private	Public	Total
Amounts billed and not yet due	179,019	22,057	201,076	140,006	16,774	156,780
Installment payments falling due	47,983	3,161	51,144	38,317	4,405	42,722
Overdue for up to 30 days	138,284	8,446	146,730	129,219	5,635	134,854
From 31 to 60 days overdue	39,655	3,138	42,793	49,053	3,546	52,599
From 61 to 90 days overdue	14,882	2,552	17,434	18,408	1,783	20,191
From 91 to 120 days overdue	12,737	2,516	15,253	14,146	1,723	15,869
From 121 to 180 days overdue	23,128	3,658	26,786	24,246	3,150	27,396
From 181 to 360 days overdue	57,359	8,978	66,337	57,872	7,654	65,526
From 361 days to 5 years overdue	174,773	29,436	204,209	149,126	18,534	167,660
From 6 to 10 years overdue	321	5,874	6,195	11,522	5,857	17,379
More than 10 years overdue	462	70	532	395	70	465
Collection to be identified	(1,534)	-	(1,534)	(52)	-	(52)
Estimate of amounts to be billed	129,131	10,658	139,789	115,477	8,504	123,981
(-) Discount to Present Value -						
Credit receivable	(1,089)	(118)	(1,207)	(1,120)	(172)	(1,292)
(-) Allowance for doubtful						
accounts	(231,941)	(54,601)	(286,542)	(180,748)	(40,475)	(221,223)
Subtotal	583,170	45,825	628,995	565,867	36,988	602,855
Installment payments to be						
billed (Noncurrent)	56,162	6,410	62,572	36,692	8,149	44,841
(-) Discount to Present Value -						
Credit receivable	(5,028)	(1,158)	(6,186)	(4,645)	(1,502)	(6,147)
(-) Allowance for doubtful						
accounts	(1,496)	(402)	(1,898)	(1,072)	(622)	(1,694)
Subtotal	49,638	4,850	54,488	30,975	6,025	37,000
Total	632,808	50,675	683,483	596,842	43,013	639,855

During recognition, the amounts above were equal to their respective fair values and do not consider fines, interest or any form of monetary adjustment payable on overdue amounts.

The change in the allowance for doubtful accounts, recognized pursuant to the policy mentioned in Note 2.3, is as follows:

Balances as at 12/31/2023	(222,917)
Recognition of Allowance for Doubtful Accounts (Note 33)	(65,523)
Balances as at 09/30/2024	(288,440)

The credits are written off according to the applicable statute of limitations (commercial criteria) and while outstanding are provisioned according to the increase in default term, therefore reflecting the loss estimate of the customer portfolio.

The practice in relation to private customers is initially notifying them about the debt through a message in the invoice of the following month. After notification, a period of 30 days is granted for payment and in the event the invoice is not paid, the supply of water is cut, what happens on average 48 days after the expiration of the original invoice in normal periods. For public customers, the cut does not occur, and only the debt notification step is applied. In addition, by means of Regulatory Resolution AGR/CR No. 9/2014 for activities considered essential, it is not possible to interrupt the water supply, and only the possibility of the flow reduction procedure is applicable.

8. Inventories

	09/30/2024	12/31/2023
Tubes and connections for pipelines and water mains	28,493	35,096
Water meters	22,668	19,669
Electronic equipment and materials	13,593	10,284
Sundry materials	12,437	10,276
Valves	9,974	9,621
Materials to be used in pipelines	8,937	8,703
Materials to be used in treatment stations	7,340	8,377
Materials to be used in building pipelines	6,626	8,246
Pumps	751	988
(-) Provision for losses on inventory	(2,156)	(2,226)
	<u>108,663</u>	<u>109,034</u>

Changes in the provision for inventory loss, recognized as described in Note 2.3, were as follows:

Balances as at 12/31/2023	(2,226)
Reversal of net provision for inventory losses (Note 33)	70
Balances as at 09/30/2024	<u>(2,156)</u>

9. Recoverable taxes

	09/30/2024	12/31/2023
Current		
Withholding Income Tax (IRRF) estimates on financial investments	11,190	11,659
IRRF (a)	7,620	7,007
Federal Revenue Service	2,708	2,733
Taxes on sales (PIS/COFINS) credit - Lease (b)	1,290	3,427
Social security Tax (INSS)	49	87
	<u>22,857</u>	<u>24,913</u>
Noncurrent		
PIS/COFINS credit - Lease (b)	116	8,540
	<u>116</u>	<u>8,540</u>

(a) Increase refers to IRRF on gains from financial investments due to redemptions made in the quarter.

(b) The variation is due to the remeasurement arising from the reduction of the term for closure considering the decision by suppliers not to renew contracts.

10. Prepaid expenses and advances

	09/30/2024	12/31/2023
Current		
Year-end bonus advance	27,021	-
Contractual compensation (a)	12,520	11,661
Advances for travel	292	229
Advances for vacation pay	-	6,907
Advances to suppliers	-	647
	<u>39,833</u>	<u>19,444</u>
Noncurrent		
Contractual compensation (a)	281,864	269,211
	<u>281,864</u>	<u>269,211</u>

(a) These refer to payments made as indemnity relative to the early renewal of contracts and as advances of interest held, with the amounts amortized until the contractual term of each municipality.

11. Outsourcing

To assure compliance with Program Contracts entered into between Saneago and the municipalities of Aparecida de Goiânia, Jataí, Rio Verde and Trindade, the Company chose to outsource sewage services through a bidding process, and contract No. 1327/2013 was effective on July 19, 2013.

Full operations began in November 2013 and the contract term ends on November 01, 2041, with contract 1327/2013 being currently managed by BRK Ambiental Goiás S.A.

The contract addresses regionalized provision of services by Saneago and has the following characteristics:

- The regulation agency is AGR and the consenting intervening parties are the municipalities of Aparecida de Goiânia, Jataí, Rio Verde and Trindade. In Rio Verde, the contract-related regulatory matters will be under shared responsibility of AGR and Rio Verde AMAE;
- Payment of R\$ 273,000 granting fees to Saneago in thirty (30) installments, annually adjusted at the IPCA rate;
- Service and expansion of the collection systems, removal and treatment of sanitary sewage in accordance with the contractual definition, that is, more than 90% of the population served with water also served with the sanitary sewage service;
- Integrated Commercial Action, under the management of Saneago, of the public water and sewage services, in the area of outsourcing, with the outsourcing company being responsible for the registration of users, execution of water meter reading, issuance and simultaneous delivery of single bills/invoices for collection, disconnection and reconnection of water, micro-metering among other ancillary activities related to the rendering of water supply and sanitary sewage services.

By the noncompliance of the universalization clause in due time (six years), a Conduct Adjustment Agreement (TAC) was entered into, which provided the application of penalties, later converted into the Company's obligation of performing construction work. The agreement also included an extension of the contractual term to fulfill the contract objective up to 12/31/2023, which was achieved in the four outsourced municipalities.

Granting fees are recorded in current assets proportionally to the contract term and duly adjusted at the IPCA, as an offsetting entry to the statement of income. Current liabilities refer to matching of accounts between parties and mainly derive from outsourcing company's revenues received by Saneago. Long-term assets and liabilities represent investments made by the outsourcing company not yet amortized.

	Current assets		Current liabilities	
	09/30/2024	12/31/2023	09/30/2024	12/31/2023
Outsourcing Grant	24,201	11,858	76,718	976
	Noncurrent assets		Noncurrent liabilities	
	09/30/2024	12/31/2023	09/30/2024	12/31/2023
Investments - Sewage system	1,928,166	1,835,505	1,928,166	1,835,505
(-) Accumulated amortization	(249,224)	(183,823)	(249,224)	(183,823)
Net investments	1,678,942	1,651,682	1,678,942	1,651,682
Total	1,703,143	1,663,540	1,755,660	1,652,658

The variation in current liabilities is due to the registration of R\$ 75,835 owed to BRK for the purpose of restoring the economic and financial balance of the contract 1.327/2013. The amount will be adjusted until the effective payment date, within 10 days from the date of approval decision by the regulatory body. Saneago will request an extraordinary tariff review before the regulatory body, aiming at the restoration of the amount paid.

In addition, the outsourcing company will pay the late grant currently registered in the current assets, within 72 hours of the settlement of the amount by the Company and considering the due legal and contractual charges.

12. Other accounts receivable

	09/30/2024	12/31/2023
Current		
Collateral deposits	23	8
Consortiums (a)	22,061	20,267
Sundry advances	218	491
Contractual Termination Credits (b)	363	303
(-) Provision for losses	(375)	(375)
	<u>22,290</u>	<u>20,694</u>
Noncurrent		
Contractual Termination Credits (b)	673	978
Other receivables	9,084	2,420
Contracts under legal dispute (c)	38,403	38,403
(-) Estimated credit losses	(38,403)	(38,403)
	<u>9,757</u>	<u>3,398</u>

- (a) This is due to the difference of ownership interest in jointly controlled businesses (Note 25). The Consortium companies measure the required adjustment to balance at every half-year, realizing the adjustments as each subsequent receipts are transferred to make the payments/receipts due to each party.
- (b) This refers to the amicable resumption of services by Leopoldo Bulhões municipality. The total agreement value is R\$ 1,602, to be received in 45 monthly installments.
- (c) Contracts under legal dispute.

The Company is in court discussing the concession contracts for water supply and sewage services in the municipalities below. In spite of the provisions in the contract and in legislation regarding the right to indemnity, considering that the effective reimbursement depends on the progress of the proceeding, the book value of these assets was provisioned as loss.

Caldas Novas

Due to the recovery of the systems by the municipal government on June 27, 1995, Saneago filed an indemnity action, Proceeding No. 0033803-68.1995.8.09.0051. The local judge accepted the request, sentencing the municipal government of Caldas Novas to pay R\$ 37,058. On June 05, 2019, the court of Goiás revoked the lower court decision and determined the proceeding to continue in its original court, with reversal of the burden of proof to Saneago, in order to verify the existence of the amounts to be amortized. In April/2020, the proceeding was sent to the Federal Court of Appeals (STJ), to judge the special appeal filed by Saneago, with conclusion for decision of its President on May 06, 2020. On October 02, 2020, the STJ acknowledged the Special Appeal, but dismissed it, thus maintaining the decision of the court of Goiás.

The proceeding returned to its court of origin, and was inadvertently dismissed without compliance with the decision of the court of Goiás. The Company filed a request for the proceeding to be reopened so that the decision of the court of Goiás could be enforced, consequently determining that the amounts to be amortized be presented for calculation of the balance effectively owed by the municipality.

On March 31, 2022, Saneago adjusted the values of indemnity for the assets not amortized, in the form suggested by the court of Goiás, for procedural purposes, with no effects on accounting records. The municipal government contested the calculation on May 04, 2022, and requested the dismissal of the proceeding. The proceeding was taken under advisement. On February 22, 2023, the parties were ordered to define the issues of fact and the issues of right in dispute.

On March 15, 2023, Saneago informed the lack of need to present new evidence, requesting the defendant to pay R\$ 37,058 as indemnity for non-amortized assets due to the illegal expropriation of basic sanitation services. Additionally, the Company requested that the petition be granted, in compliance with the Plaintiff's undisputed right, as per article 37, Law No. 8.987/95. On April 20, 2023, the municipality of Caldas Novas reinforced its previous appeals, requesting that the action be ruled groundless. The proceedings were taken under advisement on May 16, 2023.

On July 31, 2023, an order was issued summoning the Public Prosecutor's Office and on September 01, 2023, the Public Prosecutor's Office declared there was no public interest that would justify its intervention on the matter. The process was concluded for sentencing at that date and on November 20, 2023, an order was issued for Saneago to present documents that prove the lack of nonamortized amounts for indemnity.

On February 19, 2024, the Company submitted the documentation requested by the court, which supports its claim for compensation and attests to the absence of amounts to be amortized in the indemnity, confirming the amount of compensation indicated in the expert report. The municipality issued an opinion on May 15, 2024, rebutting the claims and documents presented by Saneago. On July 26, 2024, the initial application was granted a judgment, condemning the municipality of Caldas Novas to indemnify Saneago for the illegal and unlawful expropriation. The amount of indemnity, however, will be calculated at the settlement phase. It also judged groundless the counterclaim submitted by the Municipality.

Saneago and the municipality of Caldas Novas filed motions for clarification on August 12, 2024 and August 19, 2024, respectively, awaiting judgment.

Catalão

On June 28, 2002, by means of the Judgement of Compliance and Assumption on the records of Injunction No. 2001.017.607.73, the municipality of Catalão terminated the municipal basic sanitation system, for which Saneago had a concession agreement expiring on July 27, 2019, and there was no possibility of resumption. Saneago proposed an indemnity action by means of Proceeding No. 0037532-36.2016.8.09.0029, which was suspended for a long period awaiting judgement of Appendix No. 0174386-71.2015.8.09.0029, which was processed by the STJ for judgement of the Special Appeal (RESP.) On June 02, 2020, the proceedings were concluded, by order of the Judge, with a delay in the preparation of the analysis by withdrawal of the expert hired. On October 04, 2021, a new expert was hired.

An analysis was carried out on April 25, 2023 and the expert presented the legal report on September 09, 2024, concluding that the assets of Saneago, which was terminated by the municipality of Catalão, is valued at adjusted values of R\$ 247,270, and both parties disputed the report.

Buriti Alegre

On January 17, 2022, the municipality of Buriti Alegre filed proceeding No. 5021253-07.2022.8.09.0019, with the main objective of resuming the water supply and sanitation services. Once the judge of the Finance Court of the municipality of Buriti Alegre granted it an injunction, and it was not reversed by the court of Goiás, Saneago, in compliance with the court decision, delivered the system on March 18, 2022. The Company presented objection, including a counterclaim for the municipality to pay Saneago the amount related to the investments linked to reversionary assets, not yet amortized or depreciated at the end of the contractual term. This proceeding is in the awareness phase.

On April 18, 2024, in the determination of the decision issued in the interlocutory appeal No. 5454560-47.2023.8.09.0019 proposed by Saneago, the process was redistributed to the 1st State Finance Court of the municipality of Goiânia (preserving the forum selection clause contained in the concession contract). In the case of said interlocutory appeal remains appropriate Special Appeal (in preparation for protocol in proceedings) aimed to correct the affront to article 300, paragraph 1 of the CPC (right to counter injunction).

On September 26, 2024, a decision was rendered in which the initial application was upheld, confirming the injunction to reverse the sanitation system to the municipality of Buriti Alegre and also the counterclaim was upheld, condemning the municipality to indemnify Saneago in the amount of R\$ 7,654, regarding the balance of investments in reversible assets not amortized or depreciated. Saneago filed motions for clarification on October 03, 2024, which have not yet been deemed.

Ipameri

On April 08, 2022, the municipality of Ipameri filed proceeding No. 5206168-26.2022.8.09.0074, with the main objective of resuming the water supply and sanitation services system. With an injunction denied in lower court, the Municipality appealed to the court of Goiás (interlocutory appeal No. 5261189.84.2022.8.09.0074), which reversed the local judge decision for the Municipality to immediately resume service. As per court decision, Saneago delivered the system to the Municipality on November 25, 2022. The STJ, however, accepted Saneago's Special Appeal against the decision to summoning the court of Goiás to speak specifically on the early indemnity payable to the Company, and the judgement was made on February 26, 2024. Motions for clarification were filed against the court of Goiás' decision, which remained dismissed.

Due to the above scenario, on July 19, 2024, a new Special Appeal was registered in the face of the decision issued in the interlocutory appeal (integrated by the judgment of the court of Goiás, intended to remedy recognized omission of the STJ) alleging affront to Law 11.445/2007 (right to prior indemnity) and article 300, paragraph 1 of CPC (counter injunction), which was admitted by the vice-presidency of the court of Goiás and sent to the STJ on October 10, 2024 for analysis.

In the main proceeding (5206168-26.2022.8.09.0074), the negotiation included a counterclaim for the Municipality to pay the Company an indemnity for the investments linked to reversible assets that were not amortized or depreciated at the end of the contractual term, a process that, by determination of the Ipameri court, is suspended.

13. Court deposits

	09/30/2024		12/31/2023	
	Quantity	Amount	Quantity	Amount
Civil	62	4,685	71	4,398
Tax	-	-	1	5,444
Labor	107	4,791	110	4,734
Total	169	9,476	182	14,576

Of the outstanding balance as at September 30, 2024, around 90% correspond to deposits made in the last five years, with emphasis on deposits arising from proceedings 0010242-85.2016.5.18.0016, filed by Sindicato dos Trabalhadores Urbanitários (STIUEG) of the State of Goiás in the amount of R\$ 3,500 and 0269050-03.2011.8.09.0137, of expropriation, filed by Saneago with balance of R\$ 2,254. In the second quarter of 2024, a redemption of court deposit in the amount of R\$ 6,533 occurred for the Minaçu proceeding that returned to the Company at an adjusted value of R\$ 7,743 after favorable final court decision.

14. Taxes on income

14.1 Taxes on Income in the Statements of Income

	09/30/2024		09/30/2023	
	Income Tax	Social Contribution Tax	Income Tax	Social Contribution Tax
Income before Corporate Income Tax (IRPJ) and Social Contribution Tax (CSLL)	612,450	612,450	562,505	562,505
IRPJ and CSLL - Rates in effect (25% and 9%)	(153,112)	(55,120)	(140,626)	(50,625)
Deductibility of Interest on Equity Capital	26,887	9,679	24,125	8,685
Nondeductible Fines	(360)	(130)	(21)	(8)
Workers' Meal Program (PAT)	2,721	-	2,706	-
Management Bonus	(322)	-	(361)	-
Corporate Citizen Incentive - Law No. 11.770/08	216	(26)	295	(35)
Monetary adjustments on tax credits	9	3	236	52
Sponsorship to cultural and sport activities	1,313	(158)	1,605	-
Others	6,469	2,324	(1,654)	(569)
IRPJ and CSLL - Effective Amounts	(116,179)	(43,428)	(113,695)	(42,500)
Total IRPJ and CSLL	(159,607)		(156,195)	
Effective rate	26.06%		27.77%	

The composition of these items for the year is as follows:

	09/30/2024			09/30/2023		
	Current	Deferred	Total	Current	Deferred	Total
Income Tax	108,591	7,588	116,179	108,026	5,669	113,695
Social Contribution Tax	40,696	2,732	43,428	39,443	3,057	42,500
Total	149,287	10,320	159,607	147,469	8,726	156,195

14.2 Taxes on Income - Deferred in the Statement of financial position

	09/30/2024				12/31/2023			
	Calculati on basis	IRPJ (25%)	CSLL (9%)	Total	Calculati on basis	IRPJ (25%)	CSLL (9%)	Total
Deferred tax assets								
Allowance for Doubtful Accounts - Credits receivable	288,440	72,110	25,960	98,070	222,917	55,728	20,063	75,791
Discount to Present Value - Credit receivable	7,392	1,848	665	2,513	7,438	1,860	669	2,529
Provision for losses on Inventory	2,156	539	194	733	2,226	557	200	757
Provision for loss on investments	564	141	51	192	564	141	51	192
Provision for contingencies	189,383	47,345	17,044	64,389	206,177	51,543	18,556	70,099
Provision for losses on other credits	375	94	34	128	375	94	34	128
Provision for Contracts without Concession	38,403	9,601	3,456	13,057	38,403	9,601	3,456	13,057
Provision for losses on construction	104,900	26,225	9,441	35,666	116,383	29,096	10,473	39,569
Estimated inventory losses - construction work	1,252	313	113	426	1,139	285	103	388
Actuarial liabilities	56,711	14,178	5,104	19,282	56,711	14,178	5,104	19,282
Provision for profit sharing	45,284	11,321	4,076	15,397	49,628	12,407	4,467	16,874
Lease - Vehicles	10,102	2,526	909	3,435	(9,199)	(2,300)	(828)	(3,128)
Total	744,962	186,241	67,047	253,288	692,762	173,190	62,348	235,538
Deferred tax liabilities								
Tax x Accounting Depreciation	710,315	177,580	63,928	241,508	627,761	156,939	56,499	213,438
Asset and liability valuation adjustment	50,399	12,600	4,536	17,136	50,471	12,618	4,542	17,160
Total	760,714	190,180	68,464	258,644	678,232	169,557	61,041	230,598
Total Deferred Taxes, net				<u>(5,356)</u>				<u>4,940</u>

Change in deferred tax

Balances in deferred tax assets as at 12/31/2023	4,940
(+) Recognition/realization of deferred tax assets - Income	17,750
(+) Recognition/realization of deferred tax liabilities - Income	(28,070)
(+) Recognition/realization of deferred tax liabilities - Equity	24
Balances in deferred tax liabilities as at 09/30/2024	<u>(5,356)</u>

Reversal in statement of income as at 09/30/2024

Income before taxes	612,450
Combined rate - 34%	208,233
(+/-) IRPJ/CSLL on permanent/temporary add-backs and deductions and tax loss	<u>(218,553)</u>
Reversal in statement of income for the period	<u>(10,320)</u>

	Effects on Income for the year - Deferred taxes					
	09/30/2024			09/30/2023		
	IRPJ	CSLL	Total	IRPJ	CSLL	Total
Allowance for Doubtful Accounts - Credits receivable	16,382	5,897	22,279	21,344	7,684	29,028
Discount to Present Value - Credit receivable	(12)	(4)	(16)	(235)	(85)	(320)
Provision for losses on Inventory	(18)	(6)	(24)	(1,053)	(379)	(1,432)
Provision for contingencies	(4,198)	(1,512)	(5,710)	928	334	1,262
Provision for Contracts without Concession	-	-	-	12	4	16
Provision for losses on construction	(2,871)	(1,032)	(3,903)	(2,882)	(1,037)	(3,919)
Estimated inventory losses - construction work	28	10	38	266	96	362
Provision for profit sharing	(1,086)	(391)	(1,477)	327	118	445
Lease - Vehicles	4,826	1,737	6,563	(1,016)	(366)	(1,382)
CSLL tax losses	-	-	-	-	(1,017)	(1,017)
Total	13,051	4,699	17,750	17,691	5,352	23,043
Deferred tax liabilities						
Tax x Accounting Depreciation	20,641	7,429	28,070	23,359	8,410	31,769
Total Deferred Taxes, net	20,641	7,429	28,070	23,359	8,410	31,769
			(10,320)			(8,726)

15. Fixed assets

	09/30/2024	12/31/2023
General use assets	252,448	254,537
Corumbá Production System	138,494	131,681
General use assets in construction	1,485	274
Assets at deemed cost	64,431	64,431
General use assets - Lease	7,213	7,213
Contribution - Corumbá consortium (a)	513	(277)
Advances to suppliers - Fixed assets	4,739	2,039
Land-title regularization	60	60
Right of use - Vehicles (Note 15.2)	86,731	162,503
Right of use - Software (Note 15.2)	6,655	6,090
Accumulated depreciation - Right of use (Note 15.2)	(75,759)	(49,551)
Accumulated Depreciation - General	(142,414)	(131,867)
Accumulated Depreciation - Corumbá System	(8,830)	(5,165)
Accumulated Depreciation - Deemed Cost	(14,032)	(14,030)
Accumulated Depreciation - Lease	(7,150)	(6,976)
	314,584	420,962

15.1 Technical fixed assets

Changes in fixed assets are shown below:

	Balances as at 12/31/2023	Additions	Write-offs	Depreciation /Amortization	Fixed assets	Transfers between accounts	Contribution	09/30/2024
Technical fixed assets								
General use assets	254,537	5,277	(2)	-	4	(7,368)	-	252,448
Assets at deemed cost	64,431	-	-	-	-	-	-	64,431
General use assets - Lease	7,213	-	-	-	-	-	-	7,213
General use assets in construction	274	1,215	-	-	(4)	-	-	1,485
Advances to suppliers - Fixed assets	2,039	2,700	-	-	-	-	-	4,739
Land-title regularization	60	-	-	-	-	-	-	60
Accumulated Depreciation - General	(131,867)	-	-	(11,136)	-	589	-	(142,414)
Accumulated Depreciation - Deemed Cost	(14,030)	-	-	(2)	-	-	-	(14,032)
Accumulated Depreciation - Lease	(6,976)	-	-	(174)	-	-	-	(7,150)
Total	175,681	9,192	(2)	(11,312)	-	(6,779)	-	166,780
Corumbá Production System								
Corumbá Production System - Water	131,681	2	-	-	-	6,811	-	138,494
(-) Accumulated Depreciation - Corumbá System	(5,165)	-	-	(3,622)	-	(43)	-	(8,830)
Corumbá Production System - Water - Non onerous	79,249	-	-	-	-	-	-	79,249
(-) Accumulated Depreciation - Corumbá System - Non onerous	(2,174)	-	-	(1,505)	-	-	-	(3,679)
(-) Government subvention/assistance	(77,075)	-	-	1,505	-	-	-	(75,570)
Unrealized contributions -Corumbá Consortium (a)	(277)	-	-	-	-	-	790	513
Total	126,239	2	-	(3,622)	-	6,768	790	130,177
Total fixed assets	301,920	9,194	(2)	(14,934)	-	(11)	790	296,957

(a) It refers to differences in interest in the investment of Corumbá Consortium, a business jointly controlled with Caesb, according to Note 25. At the end of 2023, the Company was a creditor with amounts receivable and balances refer to the amount invested corresponding to Caesb. At the end of the third quarter of 2024, a debtor position was registered, with values to be reimbursed for investments made by Caesb.

15.2 Right of use - Lease

The requirements of CPC 06 (R2)/IFRS16 have been applied as described in Note 20d, and the balances of right of use are as follows:

	09/30/2024	12/31/2023
Right of use - vehicles	86,731	162,503
Right of use - software	6,655	6,090
Accumulated depreciation - Right of use	(75,759)	(49,551)
	<u>17,627</u>	<u>119,042</u>

Changes in right-of-use fixed assets are shown below:

Fixed assets - right of use	Balances as at 12/31/2023	Additions	Depreciation /Amortization	Transfers between accounts	Remeasurement	09/30/2024
Right of use - vehicles	162,503	4,337	-	-	(80,109)	86,731
Right of use - software	6,090	305	-	260	-	6,655
Accumulated depreciation - Right of use	(49,551)	-	(26,187)	(21)	-	(75,759)
Total	<u>119,042</u>	<u>4,642</u>	<u>(26,187)</u>	<u>239</u>	<u>(80,109)</u>	<u>17,627</u>

The Right of Use corresponds to the fixed total of future lease payments, discounted to present value, considering the rate of Weighted Average Cost of Capital (WACC) of third parties, which was 8.35%, and based on the calculation in the last Tariff Review cycle. The asset is depreciated monthly for the contract estimated term.

The initial measurement of vehicle contracts considered the term for the maximum contractual period (60 months) including renewal, given the Company history. Considering the decision by suppliers not to renew current contracts, new bidding processes were initiated and, thus, the right-of-use assets were remeasured considering the new terms for termination.

16. Contractual assets

A construction contract asset (work in progress) is the right to receive consideration for goods or services transferred to customers. As determined by CPC 47 - Revenue from contracts with customers, assets tied to construction established in the concession, recorded under the scope of ICPC 01 (R1) - Concession Contracts, must be classified as contractual assets during the construction period and transferred to intangible assets only after the conclusion of the work.

Contractual assets are initially recognized at fair value, including costs of loans capitalized during the period where the asset is under construction, and consider the effective rate of loans in effect at capitalization date.

Contractual assets	Water system	Sewage system	Work in progress	Provisions/Reversals	Total
Balances as at 12/31/2023	468,841	338,097	27,481	(1,139)	833,280
Additions	165,556	60,462	-	-	226,018
Inventory/write-off adjustment	-	(243)	(26)	-	(269)
Inventory Purchases and Returns	-	-	3	-	3
Transfer to storeroom	-	-	(503)	-	(503)
Allocation of inventories in addition	-	-	(3,680)	-	(3,680)
Fixed assets in progress	(59,387)	(45,892)	-	-	(105,279)
Transfer to intangible assets	(188)	76	-	-	(112)
(-) Provision for inventory losses	-	-	-	(113)	(113)
Balances as at 09/30/2024	<u>574,822</u>	<u>352,500</u>	<u>23,275</u>	<u>(1,252)</u>	<u>949,345</u>

Changes in the provision for inventory loss, recognized as described in Note 2.3, were as follows:

Balances as at 12/31/2023	(1,139)
Recognition of net provision for Inventory losses (Note 33)	(113)
Balances as at 09/30/2024	<u>(1,252)</u>

17. Intangible assets

	09/30/2024	12/31/2023
Water system	3,148,480	2,910,938
Sewage system	3,129,293	3,064,746
General use assets	60,024	42,857
Software (licenses)	63,655	57,665
Accumulated amortization	(3,085,272)	(2,989,511)
Unrealized contributions- Águas Lindas	19,957	28,665
Provision for losses (Impairment)	(104,899)	(116,383)
'Operação Decantação' (Note 40)	(113,564)	(113,564)
Land-title regularization	55,198	52,531
Non-onerous - Water	82,338	85,898
Non-onerous - Sewage	110,955	91,721
	<u>3,366,165</u>	<u>3,115,563</u>

Changes in intangible assets are shown below:

Intangible assets in use	Balance as at 12/31/2023	Additions	Write-offs	Depreciation Amortization	Contribution	Fixed assets in progress	Fixed assets and grants	Transfers between accounts/Oth ers	09/30/2024
Water system	2,910,938	174,888	(99)	-	-	55,448	-	7,305	3,148,480
Sewage system	3,064,746	13,974	(12)	-	-	50,553	-	32	3,129,293
General use assets	42,857	16,875	-	-	-	14	-	278	60,024
Accumulated amortization	(2,989,511)	-	58	(95,274)	-	-	-	(545)	(3,085,272)
Software (licenses)	86,771	14,980	(5,178)	-	-	-	-	(261)	96,312
Amortization of Software (licenses)	(29,106)	-	5,177	(8,751)	-	-	-	23	(32,657)
Unrealized contributions- Águas Lindas	28,665	-	-	-	(8,708)	-	-	-	19,957
Provision for losses - Impairment	(116,383)	-	11,484	-	-	-	-	-	(104,899)
'Operação Decantação' (Note 40)	(113,564)	-	-	-	-	-	-	-	(113,564)
Land-title regularization	52,531	3,401	-	-	-	(734)	-	-	55,198
Non-onerous intangible assets - Water	10,872	-	-	-	-	21,687	-	-	32,559
Non-onerous intangible assets - Sewage	53,151	-	-	-	-	54	-	122	53,327
(-) Government grants/assistance	(61,127)	(122)	-	1,582	-	-	(21,741)	-	(81,408)
Amortization of non-onerous goods	(2,896)	-	-	(1,582)	-	-	-	-	(4,478)
Total	2,937,944	223,996	11,430	(104,025)	(8,708)	127,022	(21,741)	6,954	3,172,872
Intangible assets in progress - Non-onerous									
Non-onerous - Water	85,898	17,947	(8)	-	-	(21,687)	-	188	82,338
Non-onerous - Sewage	91,721	19,364	-	-	-	(54)	-	(76)	110,955
Total	177,619	37,311	(8)	-	-	(21,741)	-	112	193,293
Total intangible assets	3,115,563	261,307	11,422	(104,025)	(8,708)	105,281	(21,741)	7,066	3,366,165

18. Government grants

The balances of the fixed and intangible assets include those obtained with own funds and/or purchased with funds transferred by the General Budget of the Federal Government (OGU) and the Growth Acceleration Program (PAC), in addition to other considerations from the granting authority in specific contracts.

On December 19, 2007, fund-transfer contracts were entered into between the Federal Government, through the Ministry of Cities represented by Caixa Econômica Federal and the Government of the state of Goiás. That aimed the performance of actions related to urban water supply and sewage service program in several municipalities, having Saneago as executing intervening party. The purpose of each contract is establishing joint actions between Saneago and the Municipality to expand water supply and sewage systems, as well as transfer the amount of consideration payable by the state of Goiás to the Company.

Fund-Transfer Contracts and the Guidelines of PAC provide refund in the following cases:

- a) When the purpose agreed in the contract has not been achieved;
- b) When a report on the rendering of accounts is not presented within the required time limit, whether a partial or final one;
- c) When the funds are used for other purposes and not the one established in the contract;
- d) When the amounts from financial investment are used in violation to the term, purpose or consideration established in the contract.

In the cases above, the refund is made according to the rules set in the contract for partial performance or noncompliance.

The amounts recorded in liabilities refer to transfers received from work not yet concluded. Finished work, concluded with own funds and in process of receipt of the transfers are recorded in assets. One same contract of transfer may include amounts received from unfinished work (recorded in liabilities) and finished work with amounts still pending to be transferred (recorded in assets).

It can be observed that the subventions concluded with own resources and not yet reimbursed were recorded as intangible assets, and reclassified as non-onerous intangible assets once the rendering of accounts is concluded and the resources are received. As from 2022, aiming for better control of the ongoing processes of rendering of accounts, the Company started to record the onerous and non-onerous portions of the work in progress as per the proportion established in contract, while the amounts not yet transferred are recorded as Grants Receivable.

a) The transfers recorded in liabilities are shown below:

City	Contract	12/31/2023	Inflows/ Return of funds	Works concluded/ Others	Transfers between accounts	09/30/2024
PAC						
Sto Antônio do Descoberto	0218331-07	443	-	-	-	443
Cristalina	0226017-65	309	-	-	-	309
Goiânia - Meia Ponte	0226025-62	19,758	-	-	-	19,758
Luziânia (Corumbá)	0226026-76	(279)	-	-	-	(279)
Novo Gama	0226015-46	844	-	-	-	844
Novo Gama	0226018-79	972	-	-	-	972
Goiânia - Vila Adélia	0226024-57	7,238	-	-	-	7,238
Goiânia	0350788-10	44,932	33	(8,341)	(4,540)	32,084
Sto Antônio do Descoberto	0350796-17	1,063	-	-	-	1,063
Pirenópolis	0350884-88	2,062	-	-	-	2,062
Aparecida de Goiânia	0351738-28	10,097	1,777	-	-	11,874
Goiânia Jd Petrópolis SES	0408678-27	46,530	-	-	-	46,530
Anápolis SES	0408691-99	5,021	94	-	-	5,115
Total PAC		138,990	1,904	(8,341)	(4,540)	128,013

Other Federal Programs						
João Leite Water Main	1524/01	773	-	-	-	773
João Leite Water Main	0187/06	1,472	-	-	-	1,472
Amaralina - National Health Foundation (FUNASA)	25	248	-	-	-	248
Pires do Rio - ANA - Brazilian Amazon Deforestation Monitoring Project (PRODES)	68/15	1,976	-	-	-	1,976
Campos Verdes FUNASA/SECIMA	TC650/20	383	-	-	-	383
Total Other Programs		4,852	-	-	-	4,852

Municipal Grants						
Itapirapuã	1283/2014	51	-	-	-	51
Itapuranga	1210/2014	53	-	(53)	-	-
Total Municipal Grants		104	-	(53)	-	51
Grand total		143,946	1,904	(8,394)	(4,540)	132,916

b) The transfers recorded in assets are shown below:

City	Contract	12/31/2023	Works concluded/	Transfers between accounts	09/30/2024
Anápolis SES	0408691-99	1,012	-	-	1,012
Goiânia Jd Petrópolis SES	0408678-27	197	-	-	197
Goiânia	0350788-10	5,002	13,346	(4,535)	13,813
Luziânia	0226026-76	305	-	(250)	55
Total PAC		6,516	13,346	(4,785)	15,077

19. Trade accounts payable

	09/30/2024	12/31/2023
Current		
Contractors	59,047	56,980
Service providers	38,980	45,573
Electricity	21,843	19,819
Suppliers of benefits	14,118	30,196
General materials	12,225	11,550
Contractual compensation	9,189	15,765
Leases	5,597	5,145
Materials - Chemical Products	2,018	2,596
Others	11,130	18,029
	<u>174,147</u>	<u>205,653</u>

20. Loans and financing

IDB

Interest is paid every six months in April and October of each year at the rate IDB establishes each quarter. The rate on April 11, 2024, calculated based on SOFR rate was 7.31% p.a. As subsequent event, payment of the installment for October was calculated based on the SOFR rate of 7.30% p.a. Amortization is also made every six months. It began on October 11, 2008, and will end on October 11, 2027.

Debentures - 6th Issuance

In September 2019, in compliance with article 59 of Law 6.404 of December 15, 1976, and CVM instruction 476 of January 16, 2009, there was the sixth (6th) issuance of simple, secured debentures, not convertible into shares in a single series to be distributed in a restricted manner.

The indenture of issuance and the trust assignment contract were entered into in accordance with the 387th Meeting of Saneago's Board of Directors, held on July 24, 2019.

Number of Debentures Issued	Unit Value	Amount obtained (R\$)
140,000	1,000	140,000,000

As per clause 4.15.1 of the indenture, such operation contains covenants, which, if not fulfilled, entitles the Trustee to enforce all obligations and demand immediate payment.

The financial index established for the 6th Issuance is a ratio of net debt to adjusted annual EBITDA lower or equal to 3.0 and must be verified annually by the Issuer and monitored by the Trustee. As at December 31, 2023, the ratio had been reached.

In the third quarter of 2024, the last installment for the 6th issuance of debentures was paid, and a Settlement and Release of Warranty Certificate was issued.

Debentures - 8th Issuance

In November 2020, in compliance with article 59 of Law 6.404 of December 15, 1976, and CVM instruction 476 of January 16, 2009, there was the eighth (8th) issuance of simple, secured debentures, not convertible into shares in a single series to be distributed in a restricted manner.

The indenture of issuance and the trust assignment contract were entered into in accordance with the 429th Meeting of Saneago's Board of Directors, held on November 26, 2020.

Number of Debentures Issued	Unit Value	Amount obtained (R\$)
220,000	1,000	220,000,000

As per clause 4.15.1 of the indenture, such operation contains covenants, which, if not fulfilled, entitles the Trustee to enforce all obligations and demand immediate payment.

The financial index established for the 8th Issuance is a ratio of net debt to adjusted annual EBITDA lower or equal to 3.0 and must be verified annually by the Issuer and monitored by the Trustee. As at December 31, 2023, the ratio had been reached.

Debentures - 9th Issuance

In August 2021, in compliance with article 59 of Law 6.404 of December 15, 1976, and CVM instruction 476 of January 16, 2009, there was the ninth (9th) issuance of simple, secured debentures, not convertible into shares in a single series to be distributed in a restricted manner.

The indenture of issuance and the trust assignment contract were entered into in accordance with the 443rd Meeting of Saneago's Board of Directors, held on June 02, 2021.

Number of Debentures Issued	Unit Value	Amount obtained (R\$)
250,000	1,000	250,000,000

As per clause 4.15.1 of the indenture, such operation contains covenants, which, if not fulfilled, entitles the Trustee to enforce all obligations and demand immediate payment.

The financial index established for the 9th Issuance is a ratio of net debt to adjusted annual EBITDA lower or equal to 3.0 and must be verified annually by the Issuer and monitored by the Trustee. As at December 31, 2023, the ratio had been reached.

Debentures - 10th Issuance

In June 2022, in compliance with article 59 of Law 6.404 of December 15, 1976, and CVM instruction 476 of January 16, 2009, there was the tenth (10th) issuance of simple, secured debentures, not convertible into shares in a single series to be distributed in a restricted manner.

The Indenture of Issuance and the Trust Assignment Contract were entered into in accordance with the 472nd Meeting of Saneago's Board of Directors, held on May 12, 2022, and ratified based on the decisions made at the 475th Meeting of Saneago's Board of Directors, held on June 09, 2022.

Number of Debentures Issued	Unit Value	Amount obtained (R\$)
200,000	1,000	200,000,000

As per clause 4.16.1 of the indenture, such operation contains covenants, which, if not fulfilled, entitles the Trustee to enforce all obligations and demand immediate payment.

The financial index established for the 10th Issuance is a ratio of net debt to adjusted annual EBITDA lower or equal to 3.0 and must be verified annually by the Issuer and monitored by the Trustee. As at December 31, 2023, the ratio had been reached.

Debentures - 11th Issuance

In July 2023, there was the eleventh (11th) issuance of simple, secured debentures, not convertible into shares in a single series to be distributed in a restricted manner, exclusively destined to professional investors, as defined in article 11 of CVM Resolution No. 30 of May 11, 2021, therefore subject to the automatic registration of public offerings of marketable securities distribution, as set forth by articles 25 and 26, item V, line "a", and article 27, item I, of CVM Resolution No. 160, and article 19 of Law No. 6.385 of December 07, 1976.

The Indenture of Issuance and the Trust Assignment Contract were entered into in accordance with the 487th Meeting of Saneago's Board of Directors, held on December 8, 2022, and ratified based on the decisions made at the 503rd Meeting of Saneago's Board of Directors, held on June 15, 2023.

Number of Debentures Issued	Unit Value	Amount obtained (R\$)
300,000	1,000	300,000,000

As per clause 4.15 of the indenture, such operation contains covenants, which, if not fulfilled, entitles the Trustee to enforce all obligations and demand immediate payment.

The financial index established for the 11th Issuance is a ratio of net debt to adjusted annual EBITDA lower or equal to 3.0 and must be verified annually by the Issuer and monitored by the Trustee. As at December 31, 2023, the ratio had been reached.

Debentures - 12th Issuance

In June 2024, there was the twelfth (12th) issuance of simple, secured debentures, not convertible into shares in a single series to be distributed in a restricted manner, exclusively destined to professional investors, as defined in article 11 of CVM Resolution No. 30 of May 11, 2021, therefore subject to the automatic registration of public offerings of marketable securities distribution, as set forth by articles 25 and 26, item V, line "a", and article 27, item I, of CVM Resolution No. 160, and article 19 of Law No. 6.385 of December 07, 1976.

The indenture of issuance and the trust assignment contract were entered into in accordance with the 532nd Meeting of Saneago's Board of Directors, held on June 13, 2024, and the process concluded on July 15, 2024, as informed to the market.

Number of Debentures Issued	Unit Value	Amount obtained (R\$)
300,000	1,000	300,000,000

As per clause 6.1 of the indenture, such operation contains covenants, which, if not fulfilled, entitles the Trustee to enforce all obligations and demand immediate payment.

The financial index established for the 12th Issuance is a ratio of net debt to adjusted annual EBITDA lower or equal to 3.0 and must be verified annually by the Issuer and monitored by the Trustee, as from December 31, 2024 (inclusive).

Banco do Brasil

On December 20, 2012, Banco do Brasil and Saneago issued the Bank Credit Note (CCB) No. 40/00984-X. As per the CCB, there are restrictions where the bank may declare all outstanding obligations as matured and require immediate payment, if they are not complied with.

On August 14, 2023, a CCB No. 330.701.727 was signed between Saneago and Banco do Brasil for acquisitions of hydrometers, by using the FCO. As per the CCB, there are restrictions where the bank may declare all outstanding obligations as matured and require immediate payment, if they are not complied with. One of the requirements is maintaining the financial index of net debt to EBITDA ratio lower or equal to 3.0, to be inspected yearly by the Issuer, as from the current year. As at December 31, 2023, the ratio had been reached. The total contracted amount was R\$ 63,006,216.00, and the release of the total amount through disbursements was completed in July 2024.

Rating

The rating agency Moody's Local BR Agência de Classificação de Risco Ltda. assigned the Company's corporate, 10th and 11th debenture issuances rating as 'AA+(bra)', with a stable outlook, according to notices to the market disclosed on November 23, 2023. The 12th debenture issuance "AA+(bra)" rating was published by Moody's Local BR on June 17, 2024.

Fitch Rating Brasil Ltda. assigned the Company's corporate and 6th, 8th and 9th debenture issuances rating as 'AA(bra)', with stable outlook, according to notice to the market disclosed on January 11, 2024.

20.a Loans and financing

Bank	Type	Contract	Beginning	Maturity	Annual contractual rate	Transaction cost	Unrecognized transaction costs	Guarantee	09/30/2024	12/31/2023	
CEF	Financing	Several		2024	5.73% + TR	-	-	a)	-	681	
CEF	Financing	410461-57	12/31/2013	04/14/2037	8.5% + TR	-	-	c)	4,330	4,419	
CEF	Financing	0410526-20	12/31/2013	04/14/2037	8.5% + TR	-	-	c)	23,320	24,094	
CEF	Financing	0410517-19	02/14/2014	06/14/2036	8.5% + TR	-	-	c)	4,679	4,907	
CEF	Financing	0410538-64	03/27/2015	04/14/2036	8.5% + TR	-	-	c)	35,563	36,913	
CEF	Financing	26340190232-94	06/29/2006	03/05/2028	12% + TR	-	-	b)	974	1,169	
CEF	Financing	26340190233-07	06/29/2006	05/05/2030	12% + TR	-	-	b)	16,958	18,914	
CEF	Financing	2635248557-66	06/30/2008	11/12/2030	8.5% + TR	-	-	b)	2,732	3,025	
CEF	Financing	2634248555-47	10/09/2009	06/14/2031	9% + TR	-	-	b)	4,516	4,881	
CEF	Financing	2634248548-42	12/30/2009	06/14/2031	9% + TR	-	-	b)	4,112	4,445	
B. BRASIL	Financing	330701727	11/09/2023	09/01/2038	IPCA + 3.971%	1,682	1,596	e)	63,430	20,189	
IDB	Financing	1414/OC	12/11/2002	10/11/2027	7.31% + SOFR + Exchange rate fluctuation (VC)	-	-	f)	50,905	50,289	
B. BRASIL	Financing	40/00984-X	12/20/2012	01/01/2028	2.94%	-	-	d)	2,304	2,823	
Transaction cost						-	-		(1,596)	(852)	
						1,682	1,596		212,227	175,897	
									Current	25,715	23,280
									Noncurrent	186,512	152,617

20.b Debentures

Debentures	Beginning	Maturity	Annual contractual rate	Transaction cost	Unrecognized transaction costs	Guarantees	09/30/2024	12/31/2023
Debentures - 6th Issuance	09/23/2019	09/23/2024	1.2% p.a. + CDI	3,226	-	e)	-	34,120
Debentures - 8th Issuance	11/27/2020	11/27/2025	2.45% p.a. + CDI	1,254	34	e)	85,640	140,780
Debentures - 9th Issuance	08/25/2021	08/11/2026	1.9% p.a. + CDI	2,354	346	e)	160,782	223,832
Debentures - 10th Issuance	06/15/2022	06/15/2027	1.55% p.a. + CDI	1,865	651	e)	184,263	201,000
Debentures - 11h Issuance	09/23/2023	09/23/2028	2.25% p.a. + CDI	4,197	2,828	e)	300,884	300,632
Debentures - 12th Issuance	07/15/2024	07/15/2029	0.80% p.a. + CDI	4,123	3,943	e)	301,425	-
Transaction cost - Debentures							(7,802)	(5,529)
				17,019	7,802		1,025,192	894,835
						Current	233,107	225,490
						Noncurrent	792,085	669,345

Description	Balance
Loans and financing	212,227
Debentures	1,025,192
	<u>1,237,419</u>

- a) No guarantees;
- b) Pledge of the assets to the Financial Agent;
- c) A reserve corresponding to 3 times the monthly debt-service coverage ratio;
- d) 10% of the debt amount collected at the end of each month;
- e) 110% of the amount collected of each installment not yet due;
- f) Suretyship of the state of Goiás;

Statement of noncurrent amounts per maturity	Loans and financing	Debentures	09/30/2024
2025	9,291	74,720	84,011
2026	23,477	263,889	287,366
2027	24,079	233,333	257,412
2028 onwards	131,110	225,000	356,110
Transaction cost	(1,445)	(4,857)	(6,302)
	<u>186,512</u>	<u>792,085</u>	<u>978,597</u>

20.c Changes in loans and financing

	01/01/2024 to 09/30/2024				01/01/2023 to 09/30/2023			
	Fundraising/ Redemption s	Paid Amortization	Interest and Charges Paid	Charges for the Period	Fundraising/ Redemption s	Paid Amortization	Interest and Charges Paid	Charges for the Period (a)
Internal Financing	42,953	(4,025)	(6,647)	7,326	-	(7,057)	(4,812)	5,941
IDB	-	(6,454)	(1,920)	8,988	-	(6,527)	(1,072)	(1,156)
Agreements	-	(3,101)	(2,617)	2,577	201	(1,548)	(1,582)	3,191
Debentures	300,000	(168,222)	(81,992)	82,840	300,000	(148,324)	(84,741)	84,460
Transaction cost	-	-	(4,929)	1,910	-	-	(3,520)	1,487
Total	<u>342,953</u>	<u>(181,802)</u>	<u>(98,105)</u>	<u>103,641</u>	<u>300,201</u>	<u>(163,456)</u>	<u>(95,727)</u>	<u>93,923</u>

- (a) R\$ 78 of charges were capitalized for 2024 (R\$ 5 for 2023).

20.d Leases

Total lease liabilities recognized in the interim financial information as at September 30, 2024, and December 31, 2023, pursuant to standard (CPC 06(R2)/IFRS 16 - Leases), can be reconciled as follows:

Balances as at 12/31/2023	% Down payment	Recognition of interest	Payments	Remeasuremen t	09/30/2024	Balances as at 12/31/2022	% Down payment	Recognition of interest	Payments	12/31/2023
140,210	5,119	8,277	(36,197)	(88,274)	29,135	110,831	60,074	13,596	(44,291)	140,210
				Current	29,093				Current	36,468
				Noncurrent	42				Noncurrent	103,742
					<u>29,135</u>					<u>140,210</u>

	Statement of noncurrent amounts per maturity	09/30/2024
2026		42
		<u>42</u>

As at September 30, 2024, the Company maintains two types of lease, vehicles and software, accounted for as from the moment these assets arrive at the Company and are available for use, moment in which the period of payment of the lease is started.

For vehicles, the maximum term is 60 monthly installments (as legally provided for and Company's renewal history), with amounts periodically adjusted by the index established in contract, if any. Although, considering the decision by suppliers not to renew current contracts, new bidding processes were initiated and, thus, the right-of-use assets were remeasured considering the new terms for termination.

As instructed in CVM/SNC/SEP Circular Letter No. 02/19, considering the contractual terms in force, we inform that there are no differences between the values of the leases with inclusion of future projected inflation and the book values.

21. Labor liabilities

	09/30/2024	12/31/2023
Current		
Vacation pay	74,796	70,579
Year-end bonus payable	44,178	229
Provision for INSS on vacation pay and year-end bonus	34,264	20,327
INSS payable - salaries	29,508	28,401
Severance Pay Fund (FGTS) on vacation pay and year-end bonus	14,786	14,696
Industry Social Service (SESI), National Industrial Apprenticeship Service (SENAI)	1,743	3,197
Profit sharing	710	596
Alimony and termination	65	5
Salaries payable	6	-
CAESAN	-	3,208
Voluntary Redundancy Program	-	418
Payroll loans	-	1
	<u>200,056</u>	<u>141,657</u>

22. Tax liabilities

	09/30/2024	12/31/2023
Current		
COFINS	20,677	17,710
Federal taxes paid in installments (a)	14,610	13,759
IRRF - payroll and services	10,559	18,538
PIS payable	4,459	3,813
IRPJ	3,119	3,462
INSS - Rendering of services	2,950	2,818
Tax on Services (ISS)	2,895	2,282
Social Contribution Tax	2,677	1,880
Withholding of Federal Contributions	505	516
	<u>62,451</u>	<u>64,778</u>
Noncurrent		
Federal taxes paid in installments (a)	<u>21,057</u>	<u>30,155</u>

(a) Federal Revenue Service

	Description	Beginning	End	Number of installments	09/30/2024	12/31/2023
I.	INSS	09/2017	01/2030	149	6,343	6,871
II.	PIS/COFINS	08/2021	07/2026	60	16,820	22,344
III.	INSS 10120-18	03/2022	02/2027	60	4,840	5,966
IV	INSS 3324-2023	03/2023	02/2028	60	7,664	8,733
					<u>35,667</u>	<u>43,914</u>
	Current				14,610	13,759
	Noncurrent				21,057	30,155

I) INSS - Social Security Debts

The debt of the Company was included in a program established by Law 13.496/2017 called Special Tax Settlement Program (PERT) for taxes governed by the Brazilian Revenue Service. As a result, after the waiver of lawsuit No. 200935000107769, there was levy of Social Security Tax (INSS) on the amounts paid as food voucher in the period from 01/2004 to 12/2005 resulting from the lack of registration with the Workers' Meal Program (PAT).

II) PIS/COFINS

In August 2021, Saneago agreed to pay in installments PIS and COFINS referring to proceedings 10120-005929/2003-73 and 10120-005927/2003-84, respectively, to the Federal Revenue Service. Such lawsuits referred to contingencies assessed with a possible likelihood of an unfavorable outcome, arising from assessment of tax deficiency for non-recognition of realized tax offsets. The payment will be in 60 installments, plus interest equivalent to reference Central Bank Overnight Rate (SELIC), for federal government bonds.

III) INSS

In March 2022, the Federal Revenue Service approved the installment payment plan of Saneago for settlement of the employer's portion of INSS and Insurance Against the Level of Disability Resulting from Occupational Environment Risks (GILRAT) charged on the 1/3 of monthly salary to be added to vacation pay, as discussed in proceeding 10120-734.564/2018-74. Payment will take place in 60 installments, plus interest equivalent to the reference SELIC rate for government bonds.

IV) INSS

In March 2023, the Federal Revenue Service approved the installment payment plan of Saneago for settlement of the employer's portion of INSS and GILRAT charged on the 1/3 of monthly salary to be added to vacation pay, as discussed in proceeding 10120.744616/2020-35. The obligation refers to the period from 2018 to February 2021, and the events are since then considered in the regular payment of INSS. The payment will be in 60 installments, plus interest equivalent to reference rate of SELIC, for federal government bonds.

Tax exemption

On February 26, 2024, the Company, by means of a Federal justice judgement, had its Reciprocal Tax Exemption recognized relative to taxes on goods, income and services, as per Federal Constitution article 150, item VI "a", which mainly exempts the Company from the levy of Income and Financial Operation taxes. Also, the sentence states the Company is subject to PIS and COFINS cumulative regime, as per article 80, items IV and V, and article 10, items IV and V, of Laws No 10.637/2002 and 10.833/2002, respectively.

The federal government through National Treasury Attorney General (PGFN) filed an appeal which, after counterarguments of Saneago, were remitted to the Federal Regional Court of the 1st Region being the process concluded for judgment since June 2024.

From the recognition of the Immunity, the Company began to pay income tax and differences between PIS/COFINS under the cumulative and non-cumulative regime in court so as to be promptly determined with final court decision, and guarantee the non-levy of any late payment charges in case of reversal of the decision. Any positive effects on the Company's results are not recognized at the moment, being only recorded with the final court decision.

23. Installment payments

Description		Beginning	End	Number of installments	Adjustment	09/30/2024	12/31/2023
I.	AGR - T.A.0255/15	12/2015	12/2030	180	a)	8,584	9,260
II.	AGR - T.A.054/18	05/2018	04/2033	180	a)	3,578	3,750
III.	Public Prosecutors' Office for Labor Issues Municipal Government of Rio Verde - Control,	04/2022	03/2025	36	-	500	1,250
IV.	Regulation and Surveillance Tax (TRCF)	01/2023	11/2024	23	-	266	1,353
						12,928	15,613
Current						2,020	3,500
Noncurrent						10,908	12,113

a) Adjustment and monthly interest of 1.00% p.m.

I) AGR

Based on Law 18.109 of July 25, 2013, amended by Law 18.957 of July 16, 2015, on December 10, 2015, the Company's Management executed instrument No. 255/15 relating to an installment debt payment plan.

The amount includes the remaining balances relating to instruments 024/2011 and 0102/2013 regarding the TRCF of previous periods and tax assessment notices for non-fulfillment of regulatory requirements:

Total consolidated	
Principal amount	10,808
Formal fine	2,797
Fine	42
Interest	133
	13,780

II) AGR

Based on Law 18.109 of July 25, 2013, amended by Law 19.906 of July 14, 2017, on May 10, 2018, the Company's Management executed instrument No. 054/2018 relating an installment debt payment plan, which allows reduction in interest and fine on late payment, as well as in monetary adjustment. The debt paid in installments corresponds to R\$ 4,667 and refers to the TRCF of periods between 2016 and 2017.

III) Public Prosecutors' Office for Labor Issues

On March 04, 2022, an agreement was reached between Saneago and the Public Prosecutors' Office for Labor Issues regarding proceeding 0010469-20.2021.5.18.0010, as compensation for damages caused to the diffuse and collective rights of workers. Saneago will settle the payment of R\$ 3,000 in 36 monthly installments of R\$ 83.

IV) Municipal Government of Rio Verde – TRCF

On November 03, 2022, the Company signed up for the city of Rio Verde's Tax Credit Recovery Program (REFIS), and formalized the installment payment of TRCF, created by Rio Verde's Municipal Law No. 7.015/2019. This debt refers to the period between June 2021 and September 2022, as debts acquired later have been settled.

24. Contractual obligations

Description	Beginning	End	Number of installments	09/30/2024	12/31/2023
Municipality of Águas Lindas	12/28/2018	10/11/2019	4	10,147	10,147

On December 28, 2018, Saneago executed an agreement with the Municipal Government of Águas Linda where the Company commits to transfer to the Local Fund of Environmental and Sanitation Infrastructure (FMSAI) an amount of R\$ 20,293. It represents a compensation for the anticipated termination of Concession Contract No. 170/2000 and execution of a Program Contract. The funds must be used in the construction of local sewage systems and depend on the fulfillment of the work schedule. Until September 30, 2024, two installment payments were made. The outstanding balance payable is recorded in noncurrent, as there is no prospect of payment of the two remaining installments in the next 12 months.

25. Jointly-controlled enterprises – consortiums

Current liabilities	09/30/2024	12/31/2023
Águas Lindas consortium (a)	-	3,480
	-	3,480

a) Águas Lindas consortium

The companies Saneago and Caesb set up Águas Lindas Consortium on April 7, 2003. It is enrolled with CNPJ under # 05.966.179/0001-50, and is headquartered at Quadra 45, Conjunto B, Lote 36 a 38, Salas 01 a 04, Setor 01, Águas Lindas de Goiás, CEP 72.910-000. It is set to run for thirty-one (31) years, renewable for an equal period and relates to the existing concession contracts between the municipal government and the consortium members.

It has the specific purpose of designing guidelines for the preparation of studies and analyses aiming implementation of sanitation infrastructure, in all its phases and processes, including water supply and sewage systems, in the municipality of Águas Lindas de Goiás.

Saneago holds the financial control of the Consortium (bank accounts and accounts receivable) and its management is shared by the consortium members. Expenses are paid and amounts invested by the member companies and reported in a monthly rendering of accounts where one consortium member approves the accounts of the other party.

This consortium fits the definition of a joint operation. According to CPC 19 items 14 and 15, the parties that jointly control the business have rights over assets and obligation for liabilities. As per the bylaws, participation of the consortium members is equal in 50%, but it is disproportional. As at August 31, 2024, the consortium member Caesb holds 47.45% and Saneago 52.55% of the consortium (45.70% and 54.30% as at November 30, 2023, respectively), and the difference is currently recognized in Saneago's current assets (note 12). In the Consortium's statement of financial position, the amounts receivable and payable by the consortium members are provisioned, and an equal interest is stated in equity.

Below are the equity values of the consortium recognized by the Company in its interim financial information as at August 31, 2024:

Statements of Financial Position - Águas Lindas Consortium				
	08/31/2024	11/30/2023		
Assets			Liabilities	
Current			Current	
Cash and cash equivalents	2,924	2,836	Contributions to be realized - Suppliers	6,991
Receivables from consumers	24,110	22,295	Labor liabilities	1,039
Other receivables	-	9,812	Other liabilities	1,492
Prepaid expenses	1,868	1,894		9,522
Storeroom	574	591		19,158
	29,476	37,428		
Noncurrent			Noncurrent	
Long-term realizable assets			Other liabilities	
Receivables from consumers	2,782	2,028		10,147
Prepaid expenses	44,237	45,614		10,147
	47,019	47,642		
Fixed and intangible assets			Equity	
Fixed assets	664	676	Participation Fund - SANEAGO	137,852
Intangible assets	107,773	106,601	Participation Fund - CAESB	124,483
Contractual assets	121,310	93,274	Interest to recognize - Saneago	(6,684)
	229,747	200,551	Interest to recognize - Caesb	6,684
			Income reserves	24,238
				286,573
Total assets	306,242	285,621	Total liabilities	285,621

b) Corumbá consortium

Saneago and Caesb set up Corumbá Consortium on September 17, 2009. It is enrolled with CNPJ under number 18.801.675/0001-03 and is headquartered at Rua Recife, Quadra 184 Lote Área Especial, Parque Marajó, in the municipality of Valparaíso de Goiás. Its organization is based on articles 278 and 279 of Law 6.404 of December 15, 1976, and it was set to run for a period of thirty (30) years, renewable for equal and successive periods.

The consortium has as exclusive purpose the implantation, operation and joint maintenance of an enterprise called Sistema Produtor de Água Corumbá and aims to meet the demand of water supply in the municipalities of Luziânia, Valparaíso de Goiás, Novo Gama and Cidade Ocidental in the state of Goiás, as well as the cities of Gama and Santa Maria in Distrito Federal.

It is conducted by a managing council with ten equally divided members representing the companies and an Executive Management with two officers.

This consortium fits the definition of a joint operation. According to CPC 19 items 14 and 15, the parties that jointly control the business have rights over assets and obligation for liabilities. As per the bylaws, participation of the consortium members is equal in 50%, but it is disproportional. As at August 31, 2024, the consortium member Caesb holds 47.68% and Saneago 52.32% of the consortium (49.28% and 50.72% as at November 30, 2023, respectively). The difference is currently recognized in Saneago's current assets (note 12). The amounts receivable and payable to the consortium members are provisioned for in the Consortium statement of financial position, demonstrating equalitarian interest in equity.



Below are the equity values of the consortium recognized by the Company in its interim financial information as at August 31, 2024:

Statements of Financial Position - Corumbá Consortium				
	08/31/2024	11/30/2023		
Assets			Liabilities	
Current			Current	
Other receivables	-	3,282	Contributions to be realized - Suppliers	4,074
Storeroom	31	80	Other accounts payable	-
	31	3,362	Labor liabilities	420
				4,494
Noncurrent				
Long-term realizable assets				
Fixed assets			Equity	
General use assets	401,412	411,991	Participation Fund - SANEAGO	230,345
Construction in progress	9,497	9,497	Participation Fund - CAESB	209,919
	410,909	421,488	Interest to recognize - Saneago	(10,213)
			Interest to recognize - Caesb	10,213
			Losses for the period	(33,818)
				406,446
				419,735
Total assets	410,940	424,850	Total liabilities	410,940
				424,850

26. Contractual advances

The Brazilian Central Bank authorized the hiring of a private bank institution to process the payment of salaries, vacation, travel advances, pension plans and similar ones of Saneago's employees according to the conditions established in the invitation to bid and its attachments. The contracted service provider paid an amount of R\$ 12,444 to Saneago for the assignment of the services, in one installment. The term of the contract is sixty (60) months starting June 1, 2022. The outstanding balance of R\$ 6,637 as at September 30, 2024 (R\$ 2,489 in current liabilities and R\$ 4,148 in noncurrent liabilities), refers to 32 installments in the amount of R\$ 207 thousand corresponding to the period from October/2024 to May/2027 (R\$ 8,504 as at December 31, 2023 corresponds to the period from January/2024 to May/2027).

27. Other accounts payable

	09/30/2024	12/31/2023
Current		
Provision for contractual compensation (a)	9,074	8,020
Provisions for trade accounts payable	10,567	2,978
Contractual grant	1,752	1,752
Collaterals	572	572
Other accounts	127	-
	<u>22,092</u>	<u>13,322</u>

(a) Provision for concession-related compensation owed to municipal governments for the period of September 2024.

28. Provision for lawsuits

The Company is a party to several civil, tax and labor proceedings classified as probable loss and provided for in accordance with CVM Resolution 594/09 and CPC 25, as follows:

	09/30/2024	12/31/2023
Environmental	7,472	2,317
Civil	43,688	51,406
Regulatory	699	698
Labor	125,732	139,870
Tax	11,792	11,886
	<u>189,383</u>	<u>206,177</u>

Changes in provisions were as follows:

	Balances as at 12/31/2023	Payments of Provisioned Legal Claims	Recognized Provisions/Reversals	Balances as at 09/30/2024
Environmental	2,317	-	5,155	7,472
Civil	51,406	(4,845)	(2,873)	43,688
Regulatory	698	-	1	699
Labor	139,870	(2,246)	(11,892)	125,732
Tax	11,886	(91)	(3)	11,792
Total	<u>206,177</u>	<u>(7,182)</u>	<u>(9,612)</u>	<u>189,383</u>

The main changes refer to i) reversal of a provision in the amount of R\$ 20,160 for labor class action on interval between work days due to a decision in the appeal court that converted to an unfavorable sentence, dismissing the conviction; ii) reversal of a civil provision relating to the economic and financial rebalancing action and payment of charges in the amount of R\$ 14,532 due to the closing of an agreement in a lower amount than that provided for; iii) reversal of labor provision in the amount of R\$ 11,000 due to dismissal and filing of the proceedings due to lis pendens, when there is duplication of lawsuits in different actions; iv) provision for labor class action on the operational call in the amount of R\$ 11,698 due to the final decision of conviction; v) provision in the amount of R\$ 5,150 regarding the updating of labor class action on interval between work days at the final stage of agreement and vi) provision, after a conviction, of R\$5,000 referring to an environmental cause on the discharge of raw sewage whose plaintiff is Public Prosecutor's Office of the State of Goiás.

The main proceedings provided as at September 30, 2024, are as follows:

Type	Proceedings	Description	Plaintiff	Estimate
Labor	0010242-85.2016.5.18.0016	Class action - interval between work days	STIUEG	21,649
Labor	0010217-89.2022.5.18.0007	Class action - interval between work days	STIUEG	20,160
Labor	0010341-76.2021.5.18.0017	Class action - interval between work days	STIUEG	17,250
Labor	0011388-6.2021.5.18.0011	Class action - Paid weekly rest	STIUEG	15,750
Labor	0011483-77.2014.5.18.0012	Class action - Operational call	STIUEG	13,650
Tax	0026826-44.2018.4.01.3500	Assessment of Tax Deficiency	CRQ	11,455
Labor	0010206-66.2022.5.18.0005	Class action - Mischaracterization of working hours 12x36	STIUEG	8,800
Labor	0010287-3.2022.5.18.0009	Class action - Overtime exceeding 6-hour work shift	STIUEG	7,700
Civil	5027758-88.2017.8.09.0051	Recognition of economic and financial balance	Empate/Compav	5,552
Environmental	5182910-61.2019.8.09.0051	Environmental public action	MPGO	5,000
				<u>126,966</u>

Causes rated as possible

They are not accrued for, but the possibility of loss is continuously evaluated.

	09/30/2024		12/31/2023	
	Estimated value	Quantity	Estimated value	Quantity
Environmental	52,239	45	66,719	39
Civil	45,905	598	54,965	563
Regulatory	20,217	20	6,183	30
Labor	82,194	99	17,873	90
Tax	710,735	9	704,550	8
	<u>911,290</u>	<u>771</u>	<u>850,290</u>	<u>730</u>

The main causes rated as possible are the following:

Proceedings	Plaintiff	Type	Amount
0057557-58.2003.8.09.0051	Municipality of Goiânia	Tax	367,300
0281694-13.2009.8.09.0051	Municipality of Goiânia	Tax	255,703
17095.720414/2023-44	Federal Revenue Service	Tax	87,345
0010863-19.2024.5.18.0011	STIUEG	Labor	30,000
0350155-12.2008.8.09.0103	Municipal Government of Minaçu	Environmental	22,122
0010243-24.2021.5.18.0007	STIUEG	Labor	18,000
0215530-65.2004.8.09.0011	Prosecution Office of Goiás	Environmental	12,247
0288088-98.2010.8.09.0116	Prosecution Office of Goiás	Civil	11,430
5435715-37.2024.8.09.0049	Juberto Ramos Jube	Regulatory	11,113
5287551-65.2024.8.09.0103	MPGO	Environmental	10,500
			<u>825,760</u>

The main updates regarding possible contingencies are: i) addition of labor claim (R\$ 30,000) on Remunerated Weekly Day-off (DSR)/Overtime following court procedures; ii) addition of labor claim (R\$ 10,000), whose prognosis went from probable to possible after a favorable decision in the appeal court and later write-off due to filing; and iii) addition of regulatory (R\$ 11,113) and environmental (R\$ 10,500) proceedings filed in the quarter and that are in the initial phase of analysis and determination of procedural grants.

29. Employee benefits

29.a - Social security benefit plan - Defined benefit

The retirement pension plan 001 managed by the PREVSAN is of the defined benefit type, financed by contributions of active participants and assisted by Saneago as sponsor. According to regulations of the plan, the monthly contribution of the Sponsor is equal to the ones of employees, maintaining a one-to-one parity.

At the Company, after-employment benefits provided to employees that choose Retirement Pension Plan 001 are the following: Retirement pension for disabled workers, retirement pension for time of service or contribution, retirement for age, special retirement plan, annual bonus and deferred proportional benefit. They take into account other actual benefits paid, equivalent to an average of the contributions made to the plan and the value of the benefit paid by government program.

The studies for actuarial evaluation are performed annually, the last one being for the reference date of October 31, 2023, and their results related to December 31, 2023:

	In 2023 (R\$)
Fair value of the plan's assets	
1 Fair value of assets at the end of previous period	(1,157,278)
2 Benefits paid in the period using plan's assets	95,374
3 Participant's contributions for the period	(13,466)
4 Employer's contribution for the period	(13,438)
5 Expected returns on assets (a+b+c)	(131,684)
a) Expected returns on plan's assets	(136,038)
b) Returns on expected contributions	(1,203)
c) Return loss on expected benefit payments	5,557
6 (Earnings)/losses on the fair value of the plan assets	15,962
7) Fair value of assets at the end of the period (1+2+3+4+5+6)	(1,204,530)
Actuarial liabilities	
8 Actuarial liabilities at beginning of the period	1,150,761
9 Cost of current services, net	670
10 Cost of past services	-
11 Participant's contributions for the period	13,466
12 Interest on actuarial liabilities (a+b)	129,713
a) Interest expenses on actuarial liabilities	135,270
b) Decrease in interest arising from expected benefit payments	(5,557)
13 Benefits paid in the period	(95,374)
14 (Earnings)/losses on actuarial liabilities	62,005
15 Actuarial liabilities at the end of the period (8+9+10+11+12+13+14)	1,261,241

Net Liabilities/Assets are as follows:

Determination of liabilities (assets), net	12/31/2023	12/31/2022
Determined Deficit/(Surplus)		
A Actuarial liabilities determined in the actuarial evaluation (15)	1,261,241	1,150,761
B Fair value of the plan's assets (7)	(1,204,530)	(1,157,279)
C Determined Deficit/(Surplus) (A+B)	56,711	(6,518)
Ceiling effect of additional liabilities and assets		
D Ceiling Effect of assets (for C>0 D = C x (-1); to C<0 D = 0)	-	6,518
E Additional liabilities	-	-
F Ceiling Effect of additional liabilities and assets (D+E)	-	6,518
G Liabilities/(Assets), net according to provisions of CPC 33 (R1)	-	-
H Determined Liabilities/(Assets), net (C+F)	56,711	-

As seen in the table above, the existing pool of funds of the plan on October 31, 2023, was not sufficient to assure the pensions of the plan. Therefore, actuarial liabilities were recognized in 2023.

Assumptions used in the calculation of liabilities and projections

The assumptions and actuarial methods adopted were those set forth in standard CPC 33(R1) addressing when and how the cost to provide the benefits to employees must be recognized by the employer, as well as data that must be disclosed in the interim financial information. As required by the standard, the projected unit credit method was adopted to calculate all actuarial liabilities. In 2023, for calculation of the weighted average of future payments of benefit of the plan, the following hypotheses and actuarial assumptions were used:

Assumptions as at 12/31/2023	
Actual rate of actuarial discount	5.35%
Actual return expected from assets	5.35%
Actual rate of salary growth for active employees	3.20%
Actual rate of growth in benefits of the plan during receipt	0.00%
Benefit capacity factor	98.00%
Salary capacity factor	98.00%
Estimated inflation	3.90%
Nominal discount rate	9.46%
Nominal return expected from the assets of the plan	9.46%
Nominal rate of salary growth for active employees	7.22%
Nominal rate of growth in benefits of the plan during receipt	3.90%
General death rate	R-EMSsb-2015, divided according to gender
Death of disabled people	MI 85, divided according to gender
People becoming disabled	Tasa 27
Annual turnover rate	1.50% p.a. Linear

On January 12, 2024, by means of PREVIC Ordinance No. 29, the Superintendence of Supplementary Pension Plans (PREVIC) approved the following adjustments to the statute of Retirement Pension Plan 001: i) Change to the rule used to calculate the Benefit Actual Salary, calculation basis for the benefits; ii) Closure of the plan for new participants; and iii) Brief adjustments to improve text understandability or to review the reissue of other changes, also seeking to make the statutes more understandable and reviewing the reissue of legal provisions.

29.b - Social security benefit plan - Defined contribution

Approved on April 16, 2019, according to Ordinance 310 of the Superintendence of Supplementary Pension Plans, code CNPB 2019.0009-38, the Retirement Pension Plan 002 managed by PREVSAN is of the defined contribution type, or in other words, where the programmed benefits have their value adjusted to the balances of the shares kept on behalf of the participant, including in the phase where benefits are received, considering the net result of the pool of funds invested, amounts contributed and benefits paid.

It is financed by the contributions of active participants and sponsored by Saneago. The participants' monthly contribution must be at least 3% of the Contribution Actual Salary (SRC) and the maximum one is at discretion of the participant. The contribution of the sponsor is at least 3% of the SRC and 8% at most.

29.c - Health assistance program

CAESAN is a non-profit private association destined to provide exclusive medical and hospital assistance to its beneficiaries and their dependents, offering non-mandatory collective plans according to the conditions established in its specific benefit regulations.

The Program is maintained by means of usual and special contributions by Saneago of forty percent (40%) of the amount of the expenses incurred with employees during work, as determined in article 24 of the Regulations and agreement between the parties. As article 25 of the Regulations provides, former employees and retired ones that choose the program undertake to pay the cost and the one that would be payable by Saneago.

CAESAN's Program has the characteristic of a defined contribution plan. To meet the provisions of CVM Decision 695/12, accounting of obligations of that type of program is determined through the amount of contributions Saneago made to it. As at September 30, 2024, they corresponded to R\$ 30,383 (R\$ 30,650 as at September 30, 2023), not being necessary to calculate actuarial liabilities.

30. Equity

a) Capital stock

According to the prevailing law, capital may be increased upon decision of the Board of Directors, regardless of amendment to the articles of incorporation, up to the limit of three billion one hundred and twenty-five million Brazilian reais (R\$ 3,125,000,000.00), provided the proportion established in Article 5, paragraph 1 of the Articles of Incorporation.

The Company's capital totally subscribed and paid corresponds to two billion five hundred fifteen million five hundred forty-six thousand three hundred and sixty-seven Brazilian reais and seventy-six cents (R\$ 2,515,546,367.76), represented by two billion five hundred fifteen million five hundred forty-six thousand three hundred and sixty-seven (2,515,546,367) registered, book-entry shares without par value.

Shareholders	Number Of Common shares		09/30/2024 Number of Preferred shares		Number of Total shares	
	Quantity	%	Quantity	%	Quantity	%
State of Goiás	1,336,135,806	71.5695%	354,992,364	54.7287%	1,691,128,170	67.2271%
State Social Security Fund	488,016,887	26.1404%	122,637,514	18.9069%	610,654,401	24.2752%
Cia de Inv. E Parcerias Goiás	42,749,681	2.2899%	170,998,719	26.3627%	213,748,400	8.4971%
Others	4,000	0.0002%	11,396	0.0018%	15,396	0.0006%
Total	1,866,906,374	100.00 %	648,639,993	100.00%	2,515,546,367	100.00 %

The unit value of common and preferred shares is one Brazilian real (R\$ 1.00).

b) Paid-in capital

Between December 31, 2023, and September 30, 2024, there was no increase in capital.

c) Statutory reserve

It is recognized by allocating 5% of the net income of the year up to the limit of 20% of capital. A statutory reserve is no longer recognized in the year where the balance of the reserve exceeds 30% of capital. The statutory reserve has the purpose of ensuring the integrity of capital stock and can only be used to offset losses or increase capital, and it cannot be used for payment of dividends.

d) Reserve for investments

According to Article 73, item II of the Company's articles of incorporation, the remaining balance of income after deduction of accumulated losses, statutory reserve and mandatory minimum dividends must be destined for the recognition of a reserve for investments.

e) Asset and liability valuation adjustment

Law 11.638/07 created this account, which was amended by Law 11.941/09. Its purpose is accounting for increase and decrease in the value of assets and liabilities as a result of adjustment to fair value not yet computed in the income of the year because of the accrual basis and also the realization of the depreciation of assets.

Asset and liability valuation adjustment	09/30/2024	12/31/2023
Asset and liability valuation adjustment	50,399	50,471
Deferred taxes on deemed cost (Note 14.2)	(17,136)	(17,160)
	<u>33,263</u>	<u>33,311</u>

f) Dividends and interest on equity capital

In compliance with the Brazilian corporate law, the Company's articles of incorporation establish the distribution of mandatory dividends of 25% of the net income for the year, first paid to holders of preferred shares, to be paid within 60 days as from the date in which it is declared in an Annual General Meeting. By deliberation of the Board of Directors, interest on equity capital may be attributed, which will be calculated on the Company's equity in accordance to Long-Term Interest Rate (TJLP) as provided for in Regulatory Instruction RFB 1.700/2017, and will be mandatorily compensated in the distribution of mandatory dividends. Thus, the dividends are distributed in the form of interest on equity capital, within the established limit, as per the calculation described above, and in case the minimum mandatory dividend exceeds this amount, the difference is paid as dividends.

The dividends referring to 2023 were distributed as Interest on equity capital, according to the following table, and according to the resolution at the Extraordinary General Meeting held on April 30, 2024, being paid on May 03, 2024.

Calculation of dividends and interest on equity capital payable	
Income for 2023	583,856
Recognition of statutory reserve (5%)	(29,192)
Adjusted profit distributable	<u>554,664</u>
Mandatory dividends (25%)	<u>138,666</u>
Interest on capital added to dividends	<u>138,666</u>
Total Proposed Earnings as at December 31, 2023	<u><u>138,666</u></u>

In 2024, dividends are provided for as Interest on equity capital, according to the following estimate:

Calculation of dividends and interest on equity capital payable	
Income for the 3rd quarter of 2024	452,843
Recognition of statutory reserve (5%)	(22,642)
Adjusted profit distributable	<u>430,201</u>
Mandatory dividends (25%)	<u>107,550</u>
Interest on capital added to dividends	<u>107,550</u>
Total Proposed Earnings as at September 30, 2024	<u><u>107,550</u></u>

Type of shares	Quantity	Percentage	Total compensation	Earnings per share
Common share	1,866,906,374	74.21%	77,812	0.04168
Preferred share	<u>648,639,993</u>	25.79%	<u>29,738</u>	0.04585
	2,515,546,367		107,550	

g) Earnings per share

Basic earnings per share are calculated by dividing net income attributable to the Company's shareholders by the weighted average of common and preferred shares outstanding in the period. However, as described in item II of paragraph 1 of article 17 of the Brazilian Corporate Law, shareholders holding preferred shares are entitled to receive a dividend ten percent (10%) higher than the one attributed to common shares.

Type of shares	Quantity	Percentage	Income for the period	Earnings per share
Common share	1,866,906,374	74.21%	336,076	0.1800
Preferred share	648,639,993	25.79%	116,767	0.1800
	<u>2,515,546,367</u>		<u>452,843</u>	

Diluted income for the year corresponds to common shares in the amount of R\$ 336,076, with diluted earnings per share corresponding to 0.1800.

31. Net operating revenue

	07/01/2024 to 09/30/2024	01/01/2024 to 09/30/2024	07/01/2023 to 09/30/2023	01/01/2023 to 09/30/2023
Gross revenue				
Water supply and sewage services	976,805	2,725,447	892,728	2,463,364
Technical services	627	1,831	589	1,771
Outsourcing	2,275	6,825	2,275	6,825
Revenue from construction	129,529	436,227	93,083	241,884
Total	<u>1,109,236</u>	<u>3,170,330</u>	<u>988,675</u>	<u>2,713,844</u>
Taxes and Returns				
PIS	(16,236)	(45,602)	(14,793)	(40,821)
COFINS	(74,786)	(210,046)	(68,135)	(188,024)
Returns and discounts	(568)	(1,675)	(489)	(1,453)
	<u>(91,590)</u>	<u>(257,323)</u>	<u>(83,417)</u>	<u>(230,298)</u>
Net operating revenue	<u>1,017,646</u>	<u>2,913,007</u>	<u>905,258</u>	<u>2,483,546</u>

32. Costs and expenses by type

	07/01/2024 to 09/30/2024	01/01/2024 to 09/30/2024	Restated 07/01/2023 to 09/30/2023	Restated 01/01/2023 to 09/30/2023
Cost of services rendered				
Personnel	(182,466)	(551,610)	(173,620)	(503,589)
Electricity	(61,741)	(187,266)	(59,343)	(173,424)
Third-party services	(46,715)	(119,634)	(28,883)	(86,599)
Amortization and Depreciation	(35,682)	(104,181)	(31,870)	(92,208)
Materials	(31,161)	(93,576)	(28,081)	(79,269)
General expenses	(2,594)	(7,490)	(1,734)	(5,246)
PIS/COFINS credit on depreciation and amortization	5,715	16,828	5,351	16,181
	<u>(354,644)</u>	<u>(1,046,929)</u>	<u>(318,180)</u>	<u>(924,154)</u>
Construction cost	<u>(129,529)</u>	<u>(436,227)</u>	<u>(93,083)</u>	<u>(241,884)</u>
	<u>(484,173)</u>	<u>(1,483,156)</u>	<u>(411,263)</u>	<u>(1,166,038)</u>
Selling expenses				
Personnel	(30,988)	(93,705)	(30,702)	(92,148)
Concession-related compensation	(29,087)	(86,673)	(26,588)	(73,160)
Third-party services	(22,770)	(66,855)	(19,221)	(60,836)
General expenses	(1,173)	(4,593)	(2,028)	(2,927)
Materials	(625)	(1,409)	(291)	(650)
Amortization and Depreciation	(139)	(411)	(103)	(334)
Electricity	(149)	(149)	-	-
PIS/COFINS credit on depreciation and amortization	19	56	14	42
	<u>(84,912)</u>	<u>(253,739)</u>	<u>(78,919)</u>	<u>(230,013)</u>

Administrative expenses	07/01/2024 to 09/30/2024	01/01/2024 to 09/30/2024	Restated	
			07/01/2023 to 09/30/2023	01/01/2023 to 09/30/2023
Personnel	(103,752)	(307,939)	(99,009)	(284,814)
Amortization and Depreciation	(13,664)	(40,554)	(13,795)	(39,162)
Third-party services	(7,793)	(27,983)	(10,399)	(29,780)
General expenses	(3,504)	(11,669)	(4,021)	(10,696)
Materials	(3,207)	(9,331)	(2,574)	(6,720)
Electricity	(757)	(2,281)	(586)	(1,847)
	<u>(132,677)</u>	<u>(399,757)</u>	<u>(130,384)</u>	<u>(373,019)</u>

Total costs and expenses	07/01/2024 to 09/30/2024	01/01/2024 to 09/30/2024	Restated	
			07/01/2023 to 09/30/2023	01/01/2023 to 09/30/2023
Personnel	(317,206)	(953,254)	(303,331)	(880,551)
Third-party services	(77,278)	(214,472)	(58,503)	(177,215)
Electricity	(62,647)	(189,696)	(59,929)	(175,271)
Amortization and Depreciation	(49,485)	(145,146)	(45,768)	(131,704)
Materials	(34,993)	(104,316)	(30,946)	(86,639)
Concession-related compensation	(29,087)	(86,673)	(26,588)	(73,160)
General expenses	(7,271)	(23,752)	(7,783)	(18,869)
PIS/COFINS credit on depreciation and amortization	5,734	16,884	5,365	16,223
	<u>(572,233)</u>	<u>(1,700,425)</u>	<u>(527,483)</u>	<u>(1,527,186)</u>

The captions that most impacted the increase in total costs and expenses were i) personnel expenses, reflecting regular growth and career plan, inflationary adjustment offered to the workers plus payment according to collective agreement; ii) third-party services, with asphalt recovery expenses, in addition to advertising expenses for the drought period; iii) material expenses that were impacted by fuel expenses due to both consumption and price increase and chemicals due to increased production and iv) electricity due to free market energy readjustment.

33. Other operating revenues/expenses

	07/01/2024 to 09/30/2024			01/01/2024 to 09/30/2024			Restated					
	Provision/ reversal	Effective	Net effects	Provision Reversal	Effective	Net effects	Provision/ reversal	Effective	Net effects	Provision/ reversal	Effective	Net effects
Customers' credits - Loss/recovery	(15,578)	5,002	(10,576)	(65,523)	15,027	(50,496)	(28,835)	8,335	(20,500)	(85,379)	21,411	(63,968)
Employee Profit Sharing	(17,339)	-	(17,339)	4,344	(49,628)	(45,284)	(17,375)	-	(17,375)	(1,307)	(39,323)	(40,630)
Contingencies - Indemnities/legal/court (a)	1,665	(4,395)	(2,730)	16,794	(10,877)	5,917	(1,465)	(2,594)	(4,059)	(3,713)	(8,623)	(12,336)
Inventories - Write-off/Adjustments (b)	77	(1,683)	(1,606)	(43)	(1,847)	(1,890)	803	(2,735)	(1,932)	3,149	(3,532)	(383)
Loss of concessions (c)	-	-	-	-	-	-	(48)	48	-	(48)	-	(48)
Reimbursements and indemnities	-	161	161	-	312	312	-	276	276	-	923	923
Other Revenues from/Expenses on operations (d)	-	(74,498)	(74,498)	-	(73,168)	(73,168)	-	1,228	1,228	-	2,643	2,643
Disposal and write-off of Fixed assets/Construction work losses (e)	11,484	-	11,484	11,484	(54)	11,430	6,087	-	6,087	11,529	-	11,529
Contractual penalties (f)	-	3,727	3,727	-	28,728	28,728	-	-	-	-	-	-
	<u>(19,691)</u>	<u>(71,686)</u>	<u>(91,377)</u>	<u>(32,944)</u>	<u>(91,507)</u>	<u>(124,451)</u>	<u>(40,833)</u>	<u>4,558</u>	<u>(36,275)</u>	<u>(75,769)</u>	<u>(26,501)</u>	<u>(102,270)</u>

(a) Income for 2024 was affected by i) reversal of a provision in the amount of R\$ 20,160 from a labor class action on interval between working days due to a court decision changing the previous lower court unfavorable decision; ii) reversal in the amount of R\$ 14,532 relating to the economic-financial rebalancing action and late payment charges due to the closing of an agreement in a lower amount than that provided for; iii) reversal of labor provision in the amount of R\$ 11,000 due to a favorable decision; iv) provision for labor class action on the operational call in the amount of R\$ 11,698 due to the final decision of conviction; v) provision in the amount of R\$ 5,150 regarding the updating of labor class action at the final stage of agreement and vi) provision of R\$5,000, established after conviction, referring to an environmental claim on the discharge of raw sewage whose plaintiff is Public Prosecutor's Office of the State of Goiás.

(b) Changes to the provision for inventory losses, recognized as described in Note 2.3, are as follows:

Recognition of net provision for Inventory losses (Note 8)	70
Reversal of net provision for Construction work inventory losses (Note 16)	(113)
	<u>(43)</u>

(c) Changes in the period in 2023 refer to the write-off of residual assets from districts in the municipality of Ipameri transferred to Other accounts receivable, as detailed in Note 12.

(d) In the third quarter of 2024, registration of an expense in the amount of R\$ 75,835 owed to BRK for the purpose of restoring the economic-financial balance of the contract 1.327/2013 as detailed in note 11.

(e) This is related to construction work whose contracts were partially enforced and subsequently paralyzed, giving rise to the provision. Later, the Company made efforts to identify the functional segments of the construction work leading to its immobilization and later reversal of the loss estimate. The reversal in 2024 is related to the construction work of the Sewage System of Aragarças/ GO and in 2023 of the Sewage System of Inhumas/ GO.

(f) This refers to the fine levied arising from the outsourcing agreement with BRK Ambiental Goiás S.A. (Note 11), for noncompliance with goals within the contractually established terms. There was an agreement to transform the fine into an obligation to perform construction work.

34. Net financial income (loss)

	07/01/2024 to 09/30/2024	01/01/2024 to 09/30/2024	07/01/2023 to 09/30/2023	01/01/2023 to 09/30/2023
Financial revenues				
Interest, fines and earnings (a)	46,582	106,393	29,210	82,524
Monetary adjustments	1,976	9,434	7,168	19,625
Discount to present value	(71)	46	169	943
	<u>48,487</u>	<u>115,873</u>	<u>36,547</u>	<u>103,092</u>
Financial expenses				
Interest/Fines/Charges and other expenses (b)	(41,889)	(114,810)	(39,390)	(121,301)
Monetary adjustments	(651)	(6,308)	(1,023)	(3,468)
Exchange rate gains (losses)	1,000	(5,689)	(2,185)	2,635
	<u>(41,540)</u>	<u>(126,807)</u>	<u>(42,598)</u>	<u>(122,134)</u>
Net financial income (loss)	<u>6,947</u>	<u>(10,934)</u>	<u>(6,051)</u>	<u>(19,042)</u>

(a) Increase in income from cash investments due to the increase in collection and resources of the 12th issuance of debentures.

(b) The reduction in the accumulated period is due to lower expenses on fines and default interest, mainly due to charges on the INSS tax installment payment recorded in 2023 according to Note 22 (a).

35. Service index

Service rendering agreements in effect entered into by Saneago with several municipalities from the State of Goiás bear service goals that aim for the universalization of services and to guarantee that 99% of the population have access to drinking water and 90% access to a sewage system and treatment, up to December 31, 2033, as per Federal Law No. 11.445/2007. The current status of those indexes is as follows:

Summary - Water Urban Service Index	Net revenue 3Q2024	No. of Municipalities 09/30/2024	12/31/2023
99% to 100%	89.57%	195	196
81% to 98%	10.30%	26	25
Up to 80%	0.13%	2	2
Total	100%	223	223

Summary - Sewage Urban Service Index	Net revenue 3Q2024	No. of Municipalities 09/30/2024	12/31/2023
90% to 100%	58.08%	38	37
74% to 90%	18.00%	14	14
Up to 73%	23.92%	171	172
Total	100%	223	223

The Water and Sewage Service Index of the main municipalities serviced by Saneago, considering accumulated revenue for the third quarter of 2024, is as follows:

Main municipalities	Net revenue	% of urban service			
		2024		2023	
		Water	Sewage	Water	Sewage
Goiânia	36.22%	100.00	99.03	100.00	98.78
Anápolis	7.30%	99.51	84.39	99.51	83.05
Aparecida de Goiânia	4.16%	85.87	76.63	84.83	75.89
Valparaíso de Goiás	2.77%	100.00	54.81	100.00	54.65
Rio Verde	2.49%	100.00	99.09	100.00	99.09
Luziânia	2.21%	100.00	25.63	100.00	24.47
Formosa	2.01%	100.00	100.00	100.00	99.39
Itumbiara	1.74%	100.00	100.00	100.00	100.00
Planaltina	1.46%	100.00	98.62	100.00	98.62
Águas Lindas de Goiás	1.40%	100.00	86.05	100.00	81.67
Trindade	1.33%	99.93	99.84	99.94	99.84
Jataí	1.33%	99.58	99.05	99.57	99.05
Goianésia	1.22%	97.81	97.12	97.80	97.12
Novo Gama	1.21%	100.00	41.27	100.00	39.95
Cidade Ocidental	1.14%	100.00	61.60	100.00	62.03
Quirinópolis	0.97%	100.00	100.00	100.00	100.00
Inhumas	0.95%	100.00	80.42	100.00	80.87
Morrinhos	0.92%	99.03	89.04	99.06	88.72
Santa Helena de Goiás	0.87%	100.00	100.00	100.00	100.00
Santo Antônio do Descoberto	0.82%	100.00	63.62	100.00	63.10
São Luís de Montes Belos	0.77%	100.00	99.31	100.00	99.31
Iporá	0.76%	100.00	93.04	100.00	91.95
Porangatu	0.76%	99.78	78.16	99.78	77.75
Uruaçu	0.75%	100.00	75.58	100.00	74.41
Itaberaí	0.69%	100.00	62.06	100.00	62.47
Jaraguá	0.67%	94.54	58.95	94.59	59.33
Cristalina	0.63%	94.78	48.26	94.19	48.45
Goianira	0.58%	100.00	37.08	100.00	37.43
Palmeiras de Goiás	0.56%	100.00	100.00	100.00	100.00
Ceres	0.54%	100.00	100.00	100.00	100.00
Posse	0.54%	100.00	93.93	100.00	94.32
Pires do Rio	0.52%	100.00	40.16	100.00	39.98

36. Insurance (unaudited)

As at December 04, 2023, a Directors & Officers (D&O) Insurance was taken for board members, officers, administrators, and the like, with term of twelve (12) months, through which the insurer will pay, on behalf of the insured, any and all losses which they may be legally obliged to pay for due to any claim resulting from damages caused by them, practiced or attempted during the retroactive or effective period of the policy, provided that said loss does not exceed the maximum contracted guarantee limit, which is fifty million Brazilian reais. Total premium paid will be R\$ 705 thousand in 4 installments of R\$ 176 thousand.

The Company has no full coverage of all costs inherent to its businesses and assets. The occurrence of any uncovered losses may adversely affect its financial performance.

37. Related-party transactions

As required according to item 9, of CPC 05(R1) and CVM Decision 642 of October 7, 2010, we list below the entities that are related to Saneago.

37.1 Operations with the State of Goiás

a) Non-dependent relation

Saneago is in the condition of a non-dependent state company, or in other words, it does not receive any financial funds to pay personnel, general or capital expenses from the controller, the Government of the state of Goiás, except those from increase in ownership interest.

b) Participation in financing operations

The state of Goiás participates as guarantor in the loan agreement executed between the Company and IDB, besides offering guarantees to a financing contract executed with Caixa Econômica Federal.

c) Service rendering

The Company renders water supply and sewage services to direct and indirect public administration agencies of the state of Goiás. In third quarter of 2024, the net revenue the Company received from that State was R\$ 89,539 (R\$ 81,059 in the third quarter of 2023).

The balances of debts overdue and falling due of those agencies are the following:

	09/30/2024	12/31/2023
Amounts billed and not yet due	17,773	7,855
Over 30 days falling due	1,480	1,395
Overdue for up to 30 days	455	2,494
From 31 to 60 days overdue	463	1,629
From 61 to 90 days overdue	359	370
From 91 to 120 days overdue	398	420
From 121 to 180 days overdue	755	791
From 181 to 360 days overdue	1,845	1,891
Overdue from 361 days to 5 years	4,810	4,849
Overdue from 6 to 10 years	5,830	5,830
Overdue for over 10 years	70	-
Estimate of amounts to be billed	4,673	4,059
(-) Discount to Present Value - Credit receivable	(112)	(108)
(-) Allowance for doubtful accounts	(15,559)	(15,778)
Subtotal	23,240	15,697
Receivables (noncurrent)	1,639	2,605
(-) Discount to Present Value - Credit receivable	(207)	(449)
(-) Allowance for doubtful accounts	(142)	(199)
Subtotal	1,290	1,957
Total	24,530	17,654

The allowance for doubtful accounts referring to accounts receivable from State Agencies considers the calculation method detailed in Note 2.3, with the application of the provision matrix referring to public agencies.

37.2 Operations with municipalities

a) The program contract with the municipality of Goiânia was executed on December 17, 2019, to be in effect until December 17, 2049. The contract establishes monthly payment of 5% of gross revenue into the Municipal Sanitation Fund. Until September 30, 2024, gross revenue in the municipality of Goiânia corresponded to R\$ 1,010,149 and an amount of R\$ 50,507 was deposited into the Fund.

b) 35 among the 223 contracts, as at September 30, 2024, have expected remuneration between 2% and 5% of the municipality revenue. However, 3 municipalities are still organizing the specific fund for receipt of the amounts and, therefore, are still not being remunerated.

c) Rendering of accounts have been prepared and debt settled through services provided by local governments to the Company. As at September 30, 2024, the balance of accounts receivable, overdue and falling due, referring to debts of the municipalities in which the Company renders services, is R\$ 121,665 and two matching of accounts were realized with an adjustment of R\$ 21 (R\$ 104,440 as at December 31, 2023, with 7 matching of accounts and adjustment of R\$ 1,515).

38. Compensation of Management, Fiscal Council and Statutory Committee

As at September 30, 2024, the expenses related to the compensation of members of the Board of Directors, Executive Board, Fiscal Council and Statutory Audit Committee were R\$ 6,705 (R\$ 6,376 as at September 30, 2023).

a) Board of Directors

The Board of Directors is the area of the Company that establishes regulations and makes decisions. It has at least seven (7) and eleven (11) members at most, which receive monthly fees of eighteen percent (18%) of the average compensation paid to Executive Officers of the Company.

b) Executive Board

The Executive Board has the powers to manage the Company's day-to-day businesses and has the following composition: Main Management Board, Sales Management, Corporate Management, Financial Management, Relationship with Investors and Regulations, Production Management, Expansion Management and Legal Affairs Management. The General Meeting establishes Management's fees, which cannot be lower than the highest compensation paid to employees of the Company. Officers receive fees between the equivalent to the highest base salary of the Company and ninety-five percent (95%) of the highest compensation established for the position of CEO.

The Company's articles of incorporation do not provide the payment of annual bonus to the Officers; however, they are employees of the Company and receive the same benefits that other employees receive.

c) Fiscal Council

The Fiscal Council has at least three (3) and five (5) members at most and an equal number of substitutes. The General Meeting also establishes the monthly fees to be paid to its members, observing a minimum limit, for each member, of fourteen percent (14%) of the average fees attributed to Officers.

d) Statutory Audit Committee

It is a Committee that reports directly to the Board of Directors, with operating autonomy to conduct or determine the execution of consultations, evaluations and investigations. It is composed of at least three (3) and five (5) members at most and, according to Law 13.303/2016, the appointment of substitutes is not allowed. The Board of Directors chooses the members and determines their monthly fees, which correspond to eighteen percent (18%) of the average compensation paid to the Officers of the Company.

39. Supplementary cash flow information

As demonstrated below, changes not affecting cash are deducted from the Statement of Financial Position:

ASSETS	Note	09/30/2024
Receivables from consumers	7	(43,628)
Allowance for doubtful accounts/Discounts to present value	33/34	(65,477)
		<u>(109,105)</u>
Other accounts receivable	12	(7,955)
Transfers of intangible assets - Contributions Consortium Águas Lindas	17	8,708
Transfers of fixed assets - Contributions Consortium Corumbá	15	(790)
		<u>(37)</u>
Recoverable taxes	9	10,480
Taxes and contributions to offset - Lease (Addition)		477
Taxes and contributions to offset - Lease (Remeasurement)		(8,165)
		<u>2,792</u>
Inventories	8	371
Transfers of contract assets	16	503
Estimated inventory losses/reversal	33	70
		<u>944</u>
Contractual assets	16	(226,018)
Allocation of inventories in addition	16	3,680
Capitalized interest	20.c	78
		<u>(222,260)</u>

40. 'Operação Decantação' (investigation process)

Current situation:

The complaint brought by the Public Prosecution Office was rejected by the Federal Judge of the 11th Court of Goiás (proceeding No. 0020618-15.2016.4.01.3500), given the lack of exposure of the criminal fact and the elements of conviction required to file a criminal suit against those then investigated.

The Public Prosecution Office filed an appeal against the decision issued, with a request for reform, for receipt of the complaint and consequent filing of the criminal suit. The parties presented counterarguments and, until September 30, 2024, the court has issued no decision contrary to the prior one.

The Company completed, during the period, the internal evaluation of the possible uncertainties arising from the aforementioned matter. After a detailed and careful analysis, the best practices and solutions were identified, which were implemented to mitigate the associated risks, through control policies established from the beginning of the operation until the current year, as well as the internal evaluations and investigations carried out, as mentioned below.

The final conclusion of the matter depends on the legal process of the action in which the Company is not a defendant, with no possibility of outcome that negatively impacts its economic and financial health beyond the already recognized accounting estimate in relation to the subject.

We point out that the Internal Audit proceeded with the identification of possible losses for the Company, as well as the possible liability, whether of employees or companies and, in case the quantification of the damage to the government's treasury is substantiated, compensation to Saneago may be provided. These have no negative impact to Saneago, on the contrary, in case of success, it will be possible to obtain an economic benefits that they set as contingent assets of the Company.

There was also a relevant evolution of the mechanisms of governance and internal control, transforming the governance environment in order to minimize the incidence of new occurrences of this type.

Chronological description of events and Management's response:

On August 24, 2016, an official investigation process called "Operação Decantação" was started, aiming to determine whether irregularities exist at Saneago in relation to certain bidding operations at the Company, under the reasoning that possible price alignments have been taking place, as well as overpayment in the performance of the respective contracts.

As described in the complaint, those facts would be causing misapplication of federal funds coming from the PAC and from financing obtained with financial institutions, as well as of amounts destined for the execution of construction work, besides other assumed acts against the government.

It is important to clarify that the investigation started is based on the need of determining assumed irregularities in the application of public funds by certain managers, employees and suppliers and Saneago is not a party to the complaint.

The investigation was divided into two stages:

- (I) analyzing the bidding process executed for the purchase of pumps to be used in the Raw Water Pumping Station of Corumbá IV Production System;
- (II) determining whether fraud exists in the abovementioned bidding process and the assumed overpricing in the Company's reference budget, as well as the people who was making use of their positions to take personal advantage and who may still be holding their respective positions.

As per a federal court order at the time of the investigation, all executive officers of the Company were dismissed. On August 24, 2016, Saneago's Board of Directors quickly adopted measures for the permanent recomposition of the Company's Executive Management, which provided legal and administrative security to the shareholders, the market and the population.

The members of the Permanent Commission for Bidding mentioned in the official investigation were removed from their positions, and new members were appointed. An external audit company was hired to assess occasional irregularities appointed by Operação Decantação, which concluded for the legality of the bidding procedures object of the engagement, with no prejudice that would discredit the respective processes.

On the other hand, as per the report, noncompliance regarding the execution of construction work was found, which elicited the adoption of several measures to treat the nonconformity verified.

After the conclusion of the reports and analysis by a multidisciplinary team, including technicians of the Company and the Statutory Audit Committee, it was registered estimated losses due to impairment of assets that represent possible loss due to price divergence in construction work related to the process. There is also provision for loss arising from tax effects related to contracts recognized as a result that could be questioned about its deductibility for purposes of calculating taxes on income. The current amount is R\$ 113,564, of which R\$ 4,551 thousand refer to tax effects and R\$ 109,013 thousand refer to the construction work, as stated below:

Description		In R\$
Sample (Period 2007/2017):		
Amount paid on priority contracts (EY Report)	A	1,166,017,570
Value of divergences found in the EY Report in priority contracts	B	74,426,982
% of Divergences X Priority Payments (B*100/A)	C	6.383%
Extrapolation of the sample to the universe of work contracts (Period 2007/2017)		
Total amount paid in all contracts related to "Operação Decantação"	D	1,709,805,620
Total amount paid on contracts of companies listed as BackgroundCheck	E	75,306,360
Subtotal (D+E)	F	1,785,111,980
Estimate of provision on contracts related to "Operação Decantação" (F*C/100)	G	113,943,821
Provisioned amount as at December 31, 2017	H	64,785,432
Subtotal (G-D)	I	49,158,389
Tax effects on contract recorded in income	L	4,550,663
Supplementary provision restated as at January 01, 2018 (I+L)	K	53,709,052
Total provided for (H + K)	L	118,494,484
Reversal - Construction of Production System Corumbá as at December 31, 2022	M	4,929,677
Current balance provided for (L - M)	N	113,564,807

The value related to tax aspects is promptly reversible since the limitation of the period referred to and the related construction work will be considered as non-depreciable value being reverted as consumption of the related assets. We point out that, according to annual impairment tests, the current balance is sufficient, with no expected losses beyond those already registered.

In addition to the accounting aspects, the Company has established the appropriate internal administrative processes that follow the regular process, in full compliance with constitutional legislation, that support decisions to adopt effective measures aimed at compensation for any loss. These processes do not have the power to negatively impact Saneago, on the contrary, they can strengthen the Company's financial position, as well as reinforce good governance and internal control practices and its commitment to transparency.

It is also important to note in "Operação Decantação" 3 that some companies mentioned in the 1st Phase of the Operation would still be entering into contracts with Saneago.

However, the Company trusts the governance measures adopted after 2016 in which the best governance and compliance practices have been implemented to assure the lawfulness of all processes, including its hiring process.

Among the actions implemented, there was the creation of a Governance Superintendency, responsible for the implantation of a series of strategic policies, such as Responsibility Limits, a document that standardized the making of decisions by the Executive Board, Policies for Prevention of Conflict of Interests, in accordance with the Company's Code of Conduct, Policies for Transactions with Related Parties, Policies for Prevention of Corrupt Acts, Risk Management Policy, Institutionalization of the Internal Audit Policy, and others.

Specific regulations were created for hiring contracts, such as the institutionalization of the Regulation of Hiring Procedures, the setting of guidelines for Contract Management, the Construction Work Manual of Saneago and standardization of the procedure for receiving construction work/expansion services.

The implementation of clear policies and standardized procedures, added to the constant training of employees and transparency as guiding their actions makes the organization able to minimize subjectivity and conflicts of interest, ensuring that the hiring process is done in an ethical manner and according to the established criteria. In addition, continuous supervision by governance agencies such as Boards and Audit Committees strengthens the early detection of irregularities, contributing to the creation of a more secure and reliable organizational environment, that protects the integrity of the Company's resources and operations.

41. Virtual storeroom

Concerning the news published in January 2022 regarding the existence of accusations related to the Virtual Storeroom contract, internal audit procedures and analysis of the execution of the contract by Public Prosecutor's Office of the State of Goiás (CGE-GO) were already in progress, as provoked by the Company's Management. In addition, the suspension of the requests through the Virtual Storeroom platform occurred since August 2021, and the procedure for suspension of the contract was effectively concluded in December 2021.

With the delivery of the preliminary Internal Audit report to the Economic Affairs Commission (CAE), and the conclusion of the work by CGE-GO, Saneago's Executive Board collectively deliberated on the necessary corrective actions, deciding to withhold the last contractual payment and also to file a proceeding for calculation of liability, aiming to terminate the contract, with due respect to the right to adversary system and full defense of the company hired.

The Company adopted all governance practices regarding the matter, with the request for corrective actions recommended by CGE-GO being accepted, with the contract suspended, services paralyzed and subsequently terminated after Liability Assessment Process (PAAR). The contract, amounting to R\$ 86 million for a period of 30 months, had total revenue of R\$ 20 million during the phase of contractual execution that lasted only 8 months.

It is also important to point out that, regarding the bidding process for the Virtual Storeroom, all the observations and technical recommendations of the CGE and other regulatory agencies regarding the first hiring initiative, which was unsuccessful, were complied with, and that there was a legal opinion and monitoring of the bidding process with no irregularity found.

Besides the mentioned procedures, there was also an internal investigation, by a team led by the Corporate Management Board, as well as by the CGE - GO, in addition to proceedings with the Audit Court of the State of Goiás (TCE-GO).

Both the internal investigation and the one conducted by CGE referred to errors in the contract wording, as well as in the contractual execution, which did not result in actual loss to the Company, as the disallowance of the amounts on which there could be losses is greater. In the case of the TCE, although a definitive pronouncement on the procedure has not yet been issued, the Finance Department of Public Prosecution's Office has already given its opinion indicating that there is no loss to the Company.

There is no indictment and judgment controlled externally or any definition of the involvement of Saneago, as a legal entity, or of any managers or directors. Saneago is a potential victim in the case. There are still no external consequences involving Saneago or its directors.

On March 14, 2023, according to the notice to the market disclosed by the Company, the Corruption Fighting State Department (Deccor) initiated the operation “Custo Máximo”, related to the contract. Once again, we highlight that neither Saneago nor its directors are defendants in this action and that since the beginning of the accusation related to the Virtual Storeroom, Saneago has suspended the service and taken measures for a strict and immediate verification of facts, as described above.

In July 2023, the Company paid the remaining balance established by the extinct contract, as authorized by TCEGO.

Ricardo José Soavinski
CEO

Hugo Cunha Goldfeld
Business Director

Leonel Alves Pereira
Director of Corporate Management

Diego Augusto Ribeiro Silva
Financial and Investor Relation Officer

Marco Tulio de Moura Faria
Production Officer

Fernando Cozzetti Bertoldi de Souza
Expansion Officer

Ariana Garcia do Nascimento Teles
Legal Officer

Elias Evangelista Silva
Accountant CRC/GO 13.330